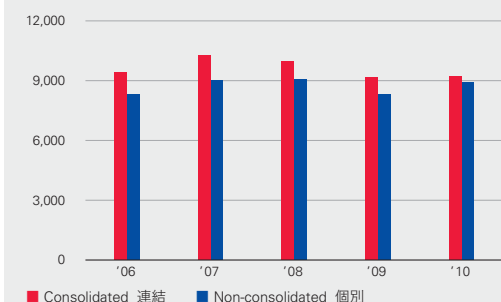


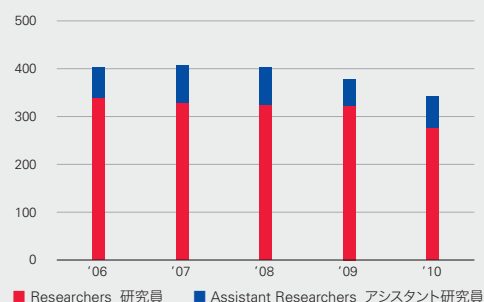
## R&D DATA

### 研究開発関連データ

R&D Expenses (¥ million)  
研究開発費 (百万円)



Number of Researchers (Non-consolidated) (persons)  
研究開発人員 (個別) (人)

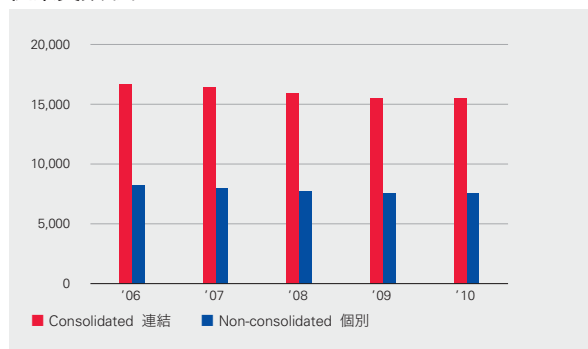


For the years ended March 31	3月31日に終了した1年間	2001	2002	2003	2004	2005	2006	2007	2008	2009	2010
R&D Expenses (Consolidated) (¥ million)	研究開発費 (連結) (百万円)	13,517	12,225	11,671	11,146	9,078	9,399	10,276	9,950	9,164	<b>9,232</b>
R&D Expenses (Non-consolidated) (¥ million)	研究開発費 (個別) (百万円)	12,721	11,440	10,972	10,357	8,335	8,327	9,009	9,079	8,306	<b>8,926</b>
As Percentage of Net Sales (Non-consolidated) (%)	対売上高比率 (個別) (%)	1.32	1.17	1.11	1.02	0.82	0.77	0.77	0.72	0.57	<b>0.74</b>
Number of Researchers (Non-consolidated) (persons)	研究員 (個別) (人)	427	390	361	369	336	337	328	324	322	<b>275</b>
Number of Assistant Researchers (Non-consolidated) (persons)	アシスタント研究員 (個別) (人)	33	23	23	48	83	65	80	78	56	<b>67</b>

## PERSONNEL DATA

### 人事データ

Number of Employees (persons)  
従業員数 (人)



Composition by Age and Sex (Non-consolidated)  
年代・男女別構成 (個別)

As of March 31, 2010  
2010年3月31日時点

Age 年齢(才)	Male 男性(人)	Female 女性(人)	Total 合計(人)
~29	631 (9.8%)	109 (10.0%)	740 (9.8%)
30~39	1,175 (18.2%)	401 (37.0%)	1,576 (20.9%)
40~49	1,636 (25.3%)	368 (33.9%)	2,004 (26.6%)
50~59	2,399 (37.2%)	190 (17.5%)	2,589 (34.3%)
60~	614 (9.5%)	17 (1.6%)	631 (8.4%)
Total 合計	6,455 (100.0%)	1,085 (100.0%)	7,540 (100.0%)
	(85.6%)	(14.4%)	(100.0%)



As of March 31	3月31日時点	2001	2002	2003	2004	2005	2006	2007	2008	2009	2010
<b>Consolidated</b>	<b>連結</b>										
Number of Employees	従業員数 (人)	16,307	15,973	15,673	15,578	16,670	16,675	16,451	15,900	15,510	<b>15,539</b>
<b>Non-consolidated</b>	<b>個別</b>										
Number of Employees	従業員数 (人)	12,339	11,967	11,338	8,753	8,447	8,200	7,968	7,714	7,579	<b>7,540</b>

"Employees" refers to full-time staff and does not include part-time workers. The decrease of 2,585 employees from 2003 to 2004 on a non-consolidated basis is due to the increase of dispatched personnel, on the consignment of customer service operation to Tokyo Gas Customer Service Co., Ltd.

従業員数は常勤の就業人員数を記載しており、出向者および臨時従業員を含みません。2004年個別の減少(2,585人減)は、東京ガス・カスタマーサービス(株)へのお客さまサービス業務委託による出向者増が原因です。