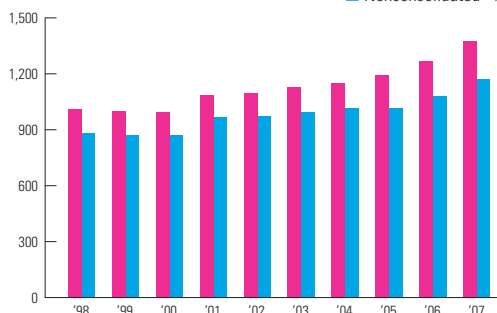


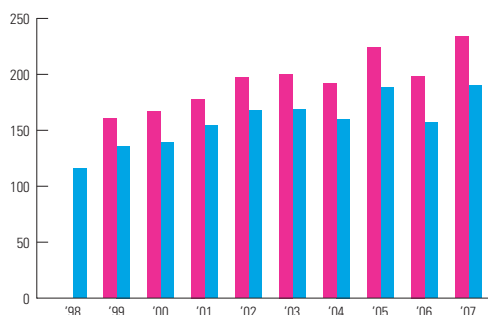
Net Sales (¥ billion) 売上高(十億円) Consolidated 連結
Nonconsolidated 単体



Operating Income (¥ billion) 営業利益(十億円)



Operating Cash Flow (¥ billion) 営業キャッシュフロー(十億円)



Operating Income Ratio (%) 営業利益率(%)

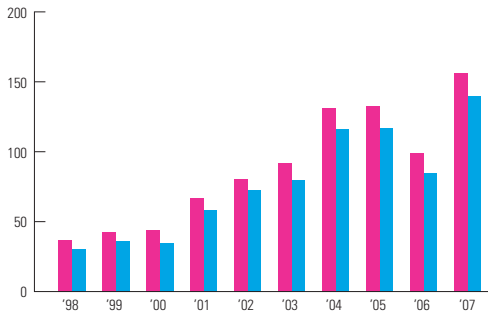


Fiscal years ended March 31	3月31日に終了した1年間	1998	1999
CONSOLIDATED 連結			
Net Sales (¥ million)	売上高(百万円)	1,009,154	997,766
Operating Income (¥ million)	営業利益(百万円)	76,484	72,302
Ordinary Income (¥ million)	経常利益(百万円)	36,471	42,515
Net Income (¥ million)	当期純利益(百万円)	17,240	17,764
Operating Income Ratio (%)	営業利益率(%)	7.58	7.25
Ordinary Income Ratio (%)	経常利益率(%)	3.61	4.26
Return on Sales (%)	当期純利益率(%)	1.71	1.78
Operating Cash Flow (¥ million)	営業キャッシュフロー(百万円)	—	160,773
Free Cash Flow (¥ million)	フリーキャッシュフロー(百万円)	—	9,647
NONCONSOLIDATED 単体			
Net Sales (¥ million)	売上高(百万円)	880,428	870,838
Operating Income (¥ million)	営業利益(百万円)	60,558	57,193
Ordinary Income (¥ million)	経常利益(百万円)	30,185	36,405
Net Income (¥ million)	当期純利益(百万円)	15,017	16,915
Operating Income Ratio (%)	営業利益率(%)	6.88	6.57
Ordinary Income Ratio (%)	経常利益率(%)	3.43	4.18
Return on Sales (%)	当期純利益率(%)	1.71	1.94
Operating Cash Flow (¥ million)	営業キャッシュフロー(百万円)	115,871	135,986
Free Cash Flow (¥ million)	フリーキャッシュフロー(百万円)	-31,234	-8,323

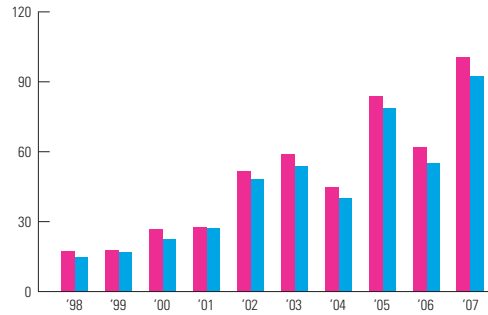
● Operating Cash Flow = Net Income + Amortization of Long-term Period Expenses + Depreciation 営業キャッシュフロー=当期純利益+長期前払費用償却費+減価償却費

● Free Cash Flow = Net Income + Amortization of Long-term Period Expenses + Depreciation - Capital Expenditures
フリーキャッシュフロー=当期純利益+長期前払費用償却費+減価償却費-設備投資額

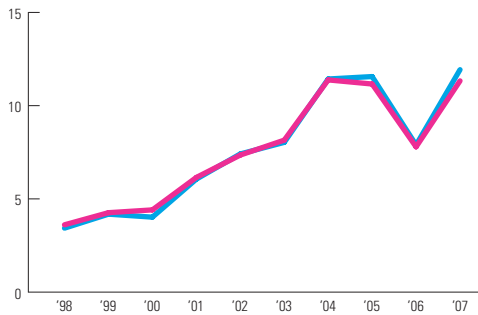
Ordinary Income (¥ billion) 経常利益 (十億円)



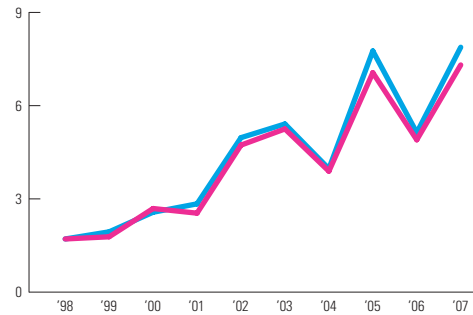
Net Income (¥ billion) 当期純利益 (十億円)



Ordinary Income Ratio (%) 経常利益率 (%)



Return on Sales (%) 当期純利益率 (%)



	2000	2001	2002	2003	2004	2005	2006	2007
	992,255	1,086,770	1,097,589	1,127,633	1,151,824	1,190,783	1,266,501	1,376,958
	69,233	103,659	110,607	123,294	152,287	145,349	112,345	162,315
	43,720	66,875	80,626	91,955	131,093	132,856	98,689	156,039
	26,698	27,595	51,911	59,201	44,787	84,047	62,114	100,699
	6.98	9.54	10.08	10.93	13.22	12.21	8.87	11.79
	4.41	6.15	7.35	8.15	11.38	11.16	7.79	11.33
	2.69	2.54	4.73	5.25	3.89	7.06	4.90	7.31
	167,004	177,969	197,475	200,228	191,682	224,318	198,490	233,841
	42,029	66,572	92,178	88,240	84,241	116,789	79,055	109,285
	869,939	965,619	974,566	992,236	1,013,754	1,013,993	1,078,109	1,172,186
	51,296	85,790	92,299	100,108	126,954	120,167	90,990	136,778
	34,929	58,542	72,249	79,680	115,859	117,192	85,089	139,823
	22,395	27,400	48,451	53,633	40,273	78,666	55,299	92,340
	5.90	8.88	9.47	10.09	12.52	11.85	8.44	11.67
	4.02	6.06	7.41	8.03	11.43	11.56	7.89	11.93
	2.57	2.84	4.97	5.41	3.97	7.76	5.13	7.88
	139,150	154,524	167,957	168,270	160,048	187,993	156,889	190,344
	26,059	53,839	75,402	74,500	73,305	112,757	71,036	101,568