

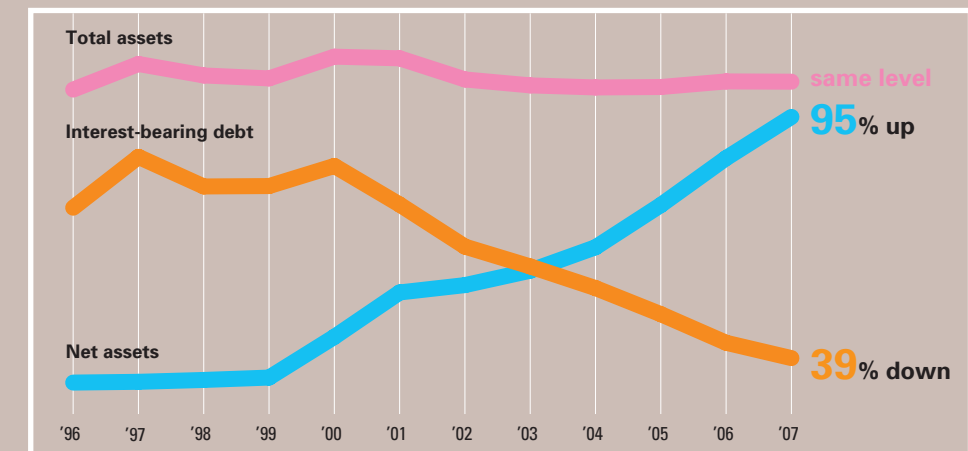
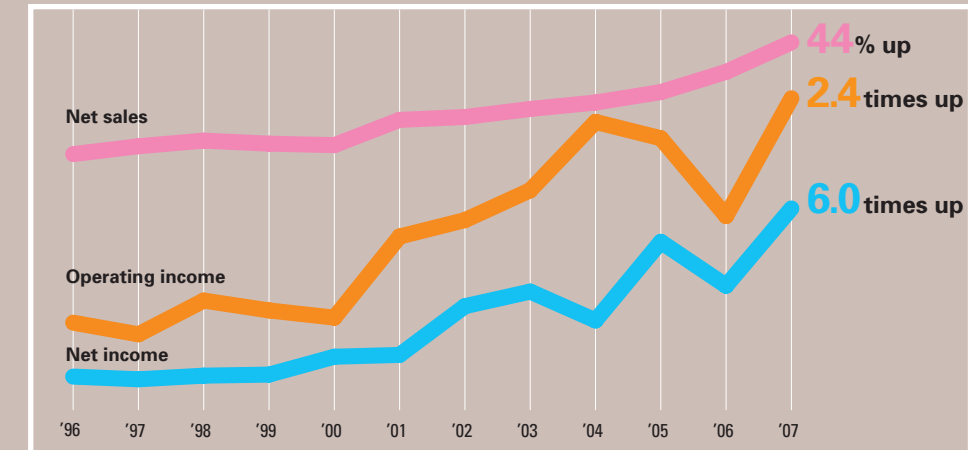
Our Performance

Financial Highlights

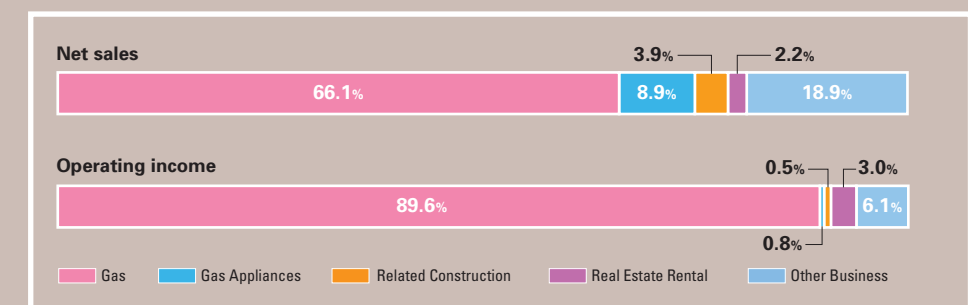
For the Years ended March 31	Millions of yen except per share amounts			Thousands of U.S. dollars except per share amounts
	2007	2006	2005	
Net sales	1,376,958	1,266,502	1,190,783	11,669,137
Operating income	162,315	112,346	145,349	1,375,551
Net income	100,700	62,115	84,047	853,389
Amounts per share of common stock				
Net income	37.50	23.48	31.47	0.32
Net income (Diluted)	35.69	21.70	28.24	0.30
Net assets	293.11	270.46	244.73	2.48
Cash dividends applicable to the year	8.00	7.00	7.00	0.07
At Year-end (March 31)				
Total assets	1,692,635	1,693,899	1,668,734	14,344,367
Long-term debt due after one year	465,896	496,740	547,139	3,948,272
Net assets	806,046	728,232	648,766	6,830,896
Ratios				
Operating cash flow	233,842	198,492	224,319	1,981,713
Operating income to net sales	11.8%	8.9%	12.2%	11.8%
Net income to net sales	7.3%	4.9%	7.1%	7.3%
ROE	13.2%	9.0%	13.5%	13.2%
ROA	5.9%	3.7%	5.0%	5.9%
Equity Ratio	47.0%	43.0%	38.9%	47.0%
D/E ratio	0.66	0.77	0.96	0.66

- Notes: 1. U.S. dollar amounts have been translated from yen, for convenience only, at the rate of ¥118=U.S.\$1, the Tokyo foreign exchange market rate as of March 31, 2007.
 2. Operating cash flow = net income + depreciation* *including amortization of long-term prepayments
 3. ROE = net income/total shareholders' equity (average of positions at start and end of fiscal year)
 4. ROA = net income/total assets (average of positions at start and end of fiscal year)
 5. D/E ratio = interest-bearing debt (year-end)/total shareholders' equity (year-end)

Track Record—12-year Summary



Segment Information



Contents

Profile & Our Mission	I.F.C.
Our Goal	2
Our Performance	4
Our Vision	6
Our Mid-term Plan	12
Procurement	14
Storage and Supply	16
Business Partner Solutions	18
Residential Customers	20
Technology Research and Development	22
Frequently Asked Questions	24
Corporate Governance	28
Board of Directors and Corporate Auditors	30
Initiatives for Environmental Protection and Safety	35
Financial Section	37