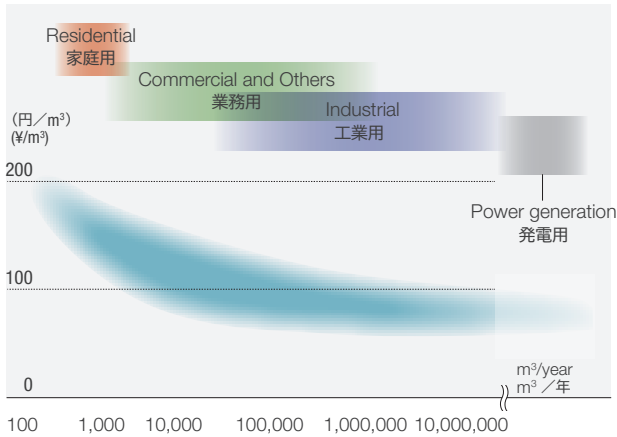
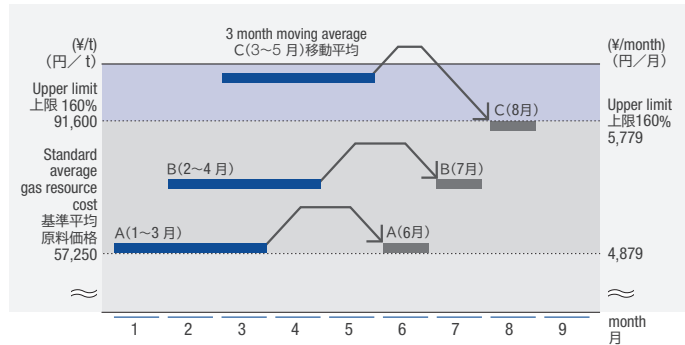


Average Gas Rates (Approximation) ガス料金標準イメージ

As of March 31, 2019
2019年3月31日時点

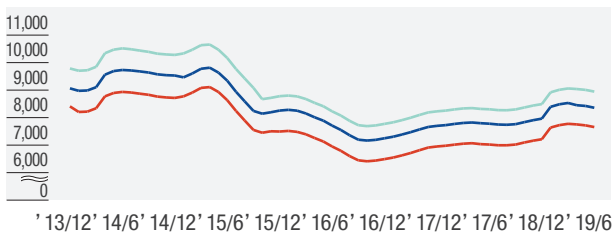


Gas Rate Adjustment System 原料費調整制度の概要



- Average gas resource cost (left scale)
平均原料価格(左軸)
- Gas tariff for average household consuming 30m³/month (45 MJ/m³) (right scale)
1ヶ月の使用量が30m³ (45 MJ/m³)の標準家庭が支払う料金(右軸)
- The portion of the fluctuation in gas resource costs that exceeds 160% of the standard average gas resource cost is not subject to gas rate adjustment.
基準平均原料価格の160%以上、原料価格が変動した部分はガス料金調整の対象外

Monthly Gas Rates for Home Use at Three Major Gas Companies (¥) 1ヶ月の家庭用ガス料金推移主要3社比較(円)



— Tokyo Gas 東京ガス — Osaka Gas 大阪ガス — Toho Gas 東邦ガス

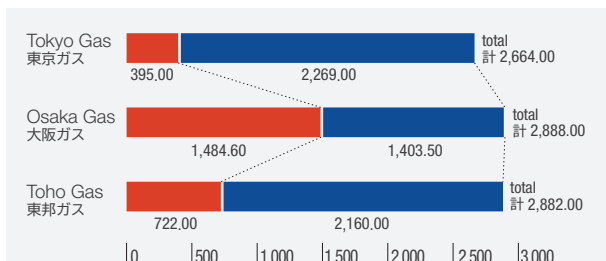
Calculated based on the use of 50m³/month
50m³/月の使用量で計算

Gas Rate Revision 料金改定の推移

Tokyo Gas 東京ガス		TEPCO 東京電力(参考)		Osaka Gas 大阪ガス(参考)	
Execution date	Average rate of change	Execution date	Average rate of change	Execution date	Average rate of change
改定年月日	改定率	改定年月日	改定率	改定年月日	改定率
1988/1/1	-23.34%	1988/1/1	-19.16%	1988/1/1	-22.25%
1989/4/1	-4.18%	1989/4/1	-3.11%	1989/4/1	-4.27%
1996/1/1	-2.48%	1996/1/1	-5.39%	1996/1/1	-2.37%
1999/12/10	-2.00%	1998/2/10	-4.20%	1999/2/10	-3.61%
2001/2/15	-3.20%	2000/10/1	-5.32%	2002/3/1	-5.04%
2005/1/1	-5.18%	2002/4/1	-7.02%	2003/2/27	-0.87%
2006/2/21	-0.28%	2004/10/1	-5.21%	2006/11/1	-2.33%
2008/4/15	-1.51%	2006/4/1	-4.01%	2008/11/1	-1.13%
2012/3/8	-1.57%	2008/9/1	-0.00%	2012/2/1	-1.20%
2012/12/1	+0.14%*	2012/9/1	+8.46%	2012/12/1	+0.14%*
2013/12/10	-2.09%			2015/1/1	-1.26%
2015/12/10	-0.71%			2019/3/29	-0.50%

* Gas rate increase associated with the introduction of the Tax for Anti-Global-Warming Measures.
* 「地球温暖化対策のための税」の導入に伴うもの

Transmission Service Tariff at Three Major Gas Companies (¥) 託送料金主要3社比較(円)



■ Fixed tariff 基本料金 ■ Unit tariff 従量料金

Calculated based on the use of 50m³/month
50m³/月の使用量で計算