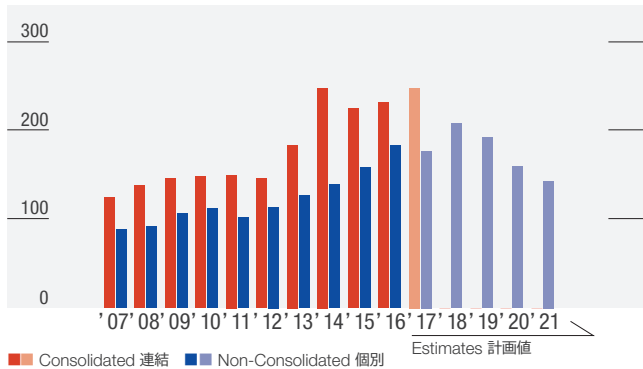
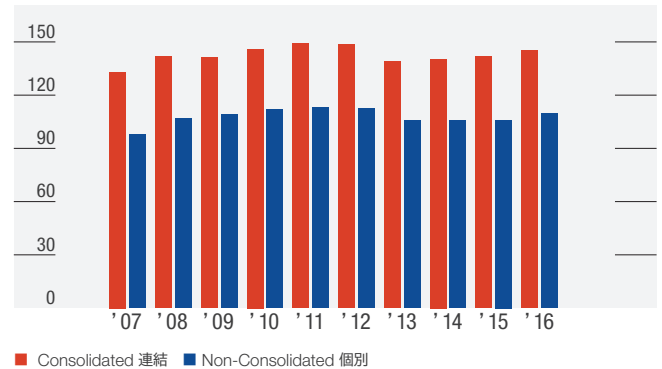


Capital Expenditure and Depreciation 設備投資額・減価償却費

Capital Expenditure (¥ billion) 設備投資額(十億円)



Depreciation (¥ billion) 減価償却費(十億円)



For the years ended March 31	3月31日に終了した1年間	2007	2008	2009	2010
CONSOLIDATED	連結				
Capital Expenditure (¥ million)	設備投資額(百万円)	124,556	138,006	145,929	148,186
Depreciation (¥ million)	減価償却費(百万円)	133,142	142,421	141,083	146,117
NON-CONSOLIDATED	個別				
Capital Expenditure (¥ million)	設備投資額(百万円)	88,776	92,386	106,507	112,308
Production Facilities	製造設備	5,930	6,994	8,879	14,007
Distribution Facilities	供給設備	65,356	73,264	83,199	78,581
Service and Maintenance Facilities	業務設備	17,541	11,648	13,948	18,930
Incidental Facilities	附帯事業設備	-52	478	480	791
Depreciation (¥ million)	減価償却費(百万円)	98,004	107,240	109,026	112,300

Depreciation includes long-term prepaid expenses.

減価償却費には長期前払費用償却を含んでいます。

Gas Sales Volume per Pipeline Length (Consolidated) 導管延長当たりのガス販売量(連結)

For the years ended March 31	3月31日に終了した1年間	2007	2008	2009	2010
Pipeline Length (km)	導管延長(km)	55,577	56,348	57,158	57,839
Gas Sales Volume per Kilometer (1,000 m ³ /km)	導管延長当たりのガス販売量(千m ³ /km)	239.58	252.27	243.92	236.28

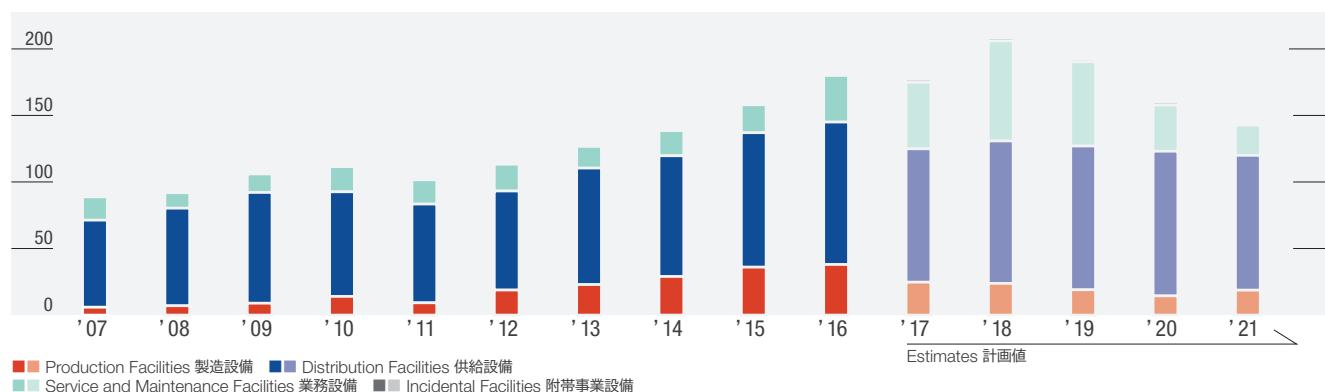
Bonds, Loans, and Debts (Consolidated) 有利子負債内訳(連結)

Bonds (As of March 31, 2016) 社債明細 (2016年3月31日時点)

Company 会社名	Straight bonds 普通社債	Interest rate (%) 利率(%)	Amount (¥ million) 金額(百万円)
Tokyo Gas 東京ガス(株)	The 16th Domestic unsecured notes due 2016	4.0	27,700
Tokyo Gas 東京ガス(株)	The 17th Domestic unsecured notes due 2018	2.625	40,000
Tokyo Gas 東京ガス(株)	The 23rd Domestic unsecured notes due 2023	1.01	20,000
Tokyo Gas 東京ガス(株)	The 26th Domestic unsecured notes due 2024	2.29	10,000
Tokyo Gas 東京ガス(株)	The 27th Domestic unsecured notes due 2025	2.14	10,000
Tokyo Gas 東京ガス(株)	The 28th Domestic unsecured notes due 2027	2.29	19,997
Tokyo Gas 東京ガス(株)	The 31st Domestic unsecured notes due 2019	1.405	30,000
Tokyo Gas 東京ガス(株)	The 32nd Domestic unsecured notes due 2040	2.135	20,000
Tokyo Gas 東京ガス(株)	The 33rd Domestic unsecured notes due 2020	1.203	20,000
Tokyo Gas 東京ガス(株)	The 34th Domestic unsecured notes due 2021	1.064	20,000
Tokyo Gas 東京ガス(株)	The 35th Domestic unsecured notes due 2031	1.852	20,000
Tokyo Gas 東京ガス(株)	The 36th Domestic unsecured notes due 2032	1.737	20,000
Tokyo Gas 東京ガス(株)	The 37th Domestic unsecured notes due 2033	1.764	20,000
Tokyo Gas 東京ガス(株)	The 38th Domestic unsecured notes due 2043	1.984	15,000
Tokyo Gas 東京ガス(株)	The 39th Domestic unsecured notes due 2034	1.554	20,000
Total 合計		—	312,697

Breakdown of Capital Expenditure (Non-Consolidated) (¥ billion)

設備投資額の内訳(個別)(十億円)



	2011	2012	2013	2014	2015	2016	2017	2018	2019	2020	2021
	150,202	146,413	183,797	248,004	224,596	232,033	248,000	—	—	—	—
	149,336	148,505	138,770	140,380	141,852	145,187	165,000	—	—	—	—
	102,374	113,944	127,112	138,853	158,736	182,870	177,000	208,023	191,914	159,829	143,209
	9,166	18,799	22,895	28,971	35,919	38,044	24,743	23,829	19,059	14,400	18,717
	74,208	74,438	87,535	90,701	101,415	107,782	100,234	107,080	108,052	108,776	101,301
	18,192	20,119	16,286	18,898	21,011	35,868	49,978	75,291	63,311	34,768	22,621
	808	588	394	282	389	1,175	2,043	1,822	1,491	1,883	569
	112,828	112,598	105,901	105,604	105,984	109,862	128,939	—	—	—	—

	2011	2012	2013	2014	2015	2016
	58,574	59,575	60,298	61,063	61,744	62,505
	251.73	254.97	255.23	241.31	251.70	246.96

Loans 借入金明細

As of March 31, 2016 2016年3月31日時点		Average interest rate 平均利率	Amount (¥ million) 金額(百万円)
Long-term loans due after one year	1年超返済予定長期借入金	1.6%	363,393
Long-term loans due within one year	1年以内返済予定長期借入金	1.0%	19,299
Short-term bank loans	短期借入金	0.2%	16,512
Total	合計	—	399,204

Annual Maturities of Long-term Debt 社債及び長期借入金の年度ごとの返済予定金額

As of March 31, 2016 2016年3月31日時点		Amount (¥ million) 金額(百万円)
As of March 31, 2017	2017年3月期	46,999
As of March 31, 2018	2018年3月期	57,439
As of March 31, 2019	2019年3月期	58,835
As of March 31, 2020	2020年3月期	45,805
As of March 31, 2021	2021年3月期	35,529
As of March 31, 2022 and thereafter	2022年3月期以降	450,782
Total	合計	695,389