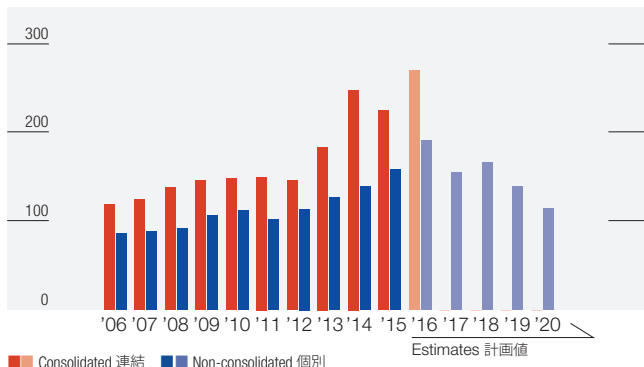


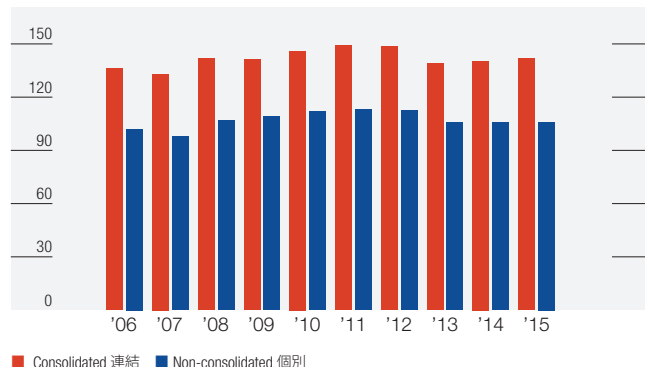
Capital Expenditures and Depreciation

設備投資額・減価償却費

Capital Expenditures (¥ billion) 設備投資額 (十億円)



Depreciation (¥ billion) 減価償却費 (十億円)



For the years ended March 31	3月31日に終了した1年間	2006	2007	2008	2009
CONSOLIDATED	連結				
Capital Expenditures (¥ million)	設備投資額 (百万円)	119,435	124,556	138,006	145,929
Depreciation (¥ million)	減価償却費 (百万円)	136,376	133,142	142,421	141,083
NON-CONSOLIDATED	個別				
Capital Expenditures (¥ million)	設備投資額 (百万円)	85,853	88,776	92,386	106,507
Production Facilities	製造設備	5,482	5,930	6,994	8,879
Distribution Facilities	供給設備	56,138	65,356	73,264	83,199
Service and Maintenance Facilities	業務設備	22,286	17,541	11,648	13,948
Incidental Facilities	附帯事業設備	1,945	-52	478	480
Depreciation (¥ million)	減価償却費 (百万円)	101,590	98,004	107,240	109,026

Depreciation includes long-term prepaid expenses.

減価償却費には長期前払費用償却を含んでいます。

Gas Sales Volume per Pipeline Length (Consolidated) 導管延長当たりのガス販売量 (連結)

For the years ended March 31	3月31日に終了した1年間	2006	2007	2008	2009
Pipeline Length (km)	導管延長 (km)	54,687	55,577	56,348	57,158
Gas Sales Volume per Kilometer (1,000 m ³ /km)	導管延長当たりのガス販売量 (千m ³ /km)	239.51	239.58	252.27	243.92

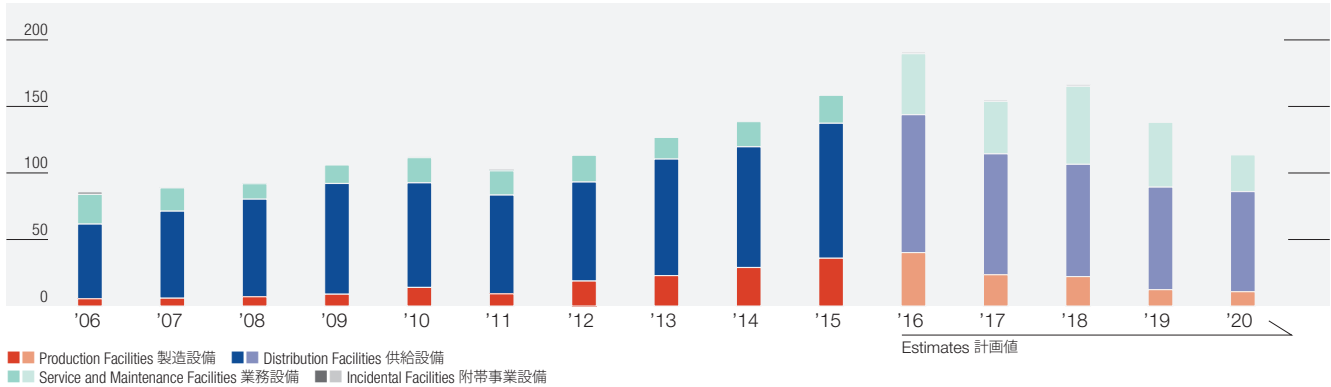
Bonds, Loans, and Debts (Consolidated)

有利子負債内訳 (連結)

Bonds (As of March 31, 2015) 社債明細 (2015年3月31日時点)

Company 会社名	Straight bonds 普通社債	Interest rate (%) 利率 (%)	Amount (¥ million) 金額 (百万円)
Tokyo Gas 東京ガス (株)	The 16th Domestic unsecured notes due 2016	4.0	27,700
Tokyo Gas 東京ガス (株)	The 17th Domestic unsecured notes due 2018	2.625	40,000
Tokyo Gas 東京ガス (株)	The 23rd Domestic unsecured notes due 2023	1.01	20,000
Tokyo Gas 東京ガス (株)	The 26th Domestic unsecured notes due 2024	2.29	10,000
Tokyo Gas 東京ガス (株)	The 27th Domestic unsecured notes due 2025	2.14	10,000
Tokyo Gas 東京ガス (株)	The 28th Domestic unsecured notes due 2027	2.29	19,997
Tokyo Gas 東京ガス (株)	The 29th Domestic unsecured notes due 2015	1.40	9,999
Tokyo Gas 東京ガス (株)	The 30th Domestic unsecured notes due 2015	1.658	20,000
Tokyo Gas 東京ガス (株)	The 31st Domestic unsecured notes due 2019	1.405	30,000
Tokyo Gas 東京ガス (株)	The 32nd Domestic unsecured notes due 2040	2.135	20,000
Tokyo Gas 東京ガス (株)	The 33rd Domestic unsecured notes due 2020	1.203	20,000
Tokyo Gas 東京ガス (株)	The 34th Domestic unsecured notes due 2021	1.064	20,000
Tokyo Gas 東京ガス (株)	The 35th Domestic unsecured notes due 2031	1.852	20,000
Tokyo Gas 東京ガス (株)	The 36th Domestic unsecured notes due 2032	1.737	20,000
Tokyo Gas 東京ガス (株)	The 37th Domestic unsecured notes due 2033	1.764	20,000
Tokyo Gas 東京ガス (株)	The 38th Domestic unsecured notes due 2043	1.984	15,000
Tokyo Gas 東京ガス (株)	The 39th Domestic unsecured notes due 2034	1.554	20,000
ENERGY ADVANCE Co., Ltd. (株) エネルギーアドバンス	The 15th Domestic unsecured notes due 2015	4.1	13,800
Total 合計			356,496

Breakdown of Capital Expenditures (Non-consolidated) (¥ billion)
設備投資額の内訳(個別) (十億円)



	2010	2011	2012	2013	2014	2015	2016	2017	2018	2019	2020
Production Facilities	148,186	150,202	146,413	183,797	248,004	224,596	270,000	—	—	—	—
Distribution Facilities	146,117	149,336	148,505	138,770	140,380	141,852	143,000	—	—	—	—
Service and Maintenance Facilities	112,308	102,374	113,944	127,112	138,853	158,736	190,800	154,998	166,340	138,844	114,185
Incidental Facilities	14,007	9,166	18,799	22,895	28,971	35,919	40,187	23,546	22,161	12,338	10,801
Total	78,581	74,208	74,438	87,535	90,701	101,415	103,603	90,834	84,326	77,028	75,212
Production Facilities	18,930	18,192	20,119	16,286	18,898	21,011	45,809	39,426	58,626	48,655	27,594
Distribution Facilities	791	808	588	394	282	389	1,201	1,192	1,227	823	578
Service and Maintenance Facilities	112,300	112,828	112,598	105,901	105,604	105,984	108,079	—	—	—	—

Durable Years 耐用年数

Type of facilities 設備の種類	Durable years 耐用年数
Gas Pipeline (Cast iron)	22
Gas Pipeline (Steel/Polyethylene)	13
Gas Holder	20
LNG/LPG Tank	10
LNG Vaporizer	10
LNG Carrier	13

	2010	2011	2012	2013	2014	2015
Production Facilities	57,839	58,574	59,575	60,298	61,063	61,744
Distribution Facilities	236.28	251.73	254.97	255.23	241.31	251.70

Loans 借入金明細

	Average interest rate 平均利率	Amount 金額 (百万円)
As of March 31, 2015 2015年3月31日時点		
Long-term loans due after one year	1.6%	339,214
Long-term loans due within one year	1.7%	13,640
Short-term bank loans	0.2%	18,547
Total		371,401

**Annual Maturities of Long-term Debt
社債及び長期借入金の年度ごとの返済予定金額**

	Amount (¥ million) 金額 (百万円)
As of March 31, 2015 2015年3月31日時点	
As of March 31, 2016	57,439
As of March 31, 2017	47,773
As of March 31, 2018	56,389
As of March 31, 2019	57,558
As of March 31, 2020	42,354
As of March 31, 2021 and thereafter	447,835
Total	709,350

Major Pipeline Plan 主要導管計画

Scheduled to operate 使用開始予定	Name 名称	Route 区間	Internal diameter (mm) 内径 (mm)	Total length (km) 総延長 (km)
2015/10	Saitou line	Soka city to Koga city		
2015年10月	埼東幹線	草加市~古河市	600	39.9
2016/1	Onahama medium pressure line	Iwaki city		
2016年1月	小名浜中庄ライン	いわき市	400	3.9
2016/3	Ibaraki-Tochigi line	Hitachi city to Mooka city		
2016年3月	茨城~栃木幹線	日立市~真岡市	600	81.3
2018/3	Koga-Mooka line	Koga city to Mooka city		
2018年3月	古河~真岡幹線	古河市~真岡市	600	50.0

Major Production Facility Plans 主要製造設備計画

Scheduled to operate 使用開始予定	Place of installation 設置場所	Production facility 製造設備	Number of facilities 基数
2015/7	Ohgishima LNG Terminal	LNG vaporizer	1
2015/12	Onahama Satellite Terminal	LNG storage tank	1
		LNG Vaporizer	2
		LNG storage tank	1
2016/3	Hitachi LNG Terminal	LPG storage tank	1
		LNG/LPG vaporizer	3
		LPG vaporizer	2
2016/6	Onahama Satellite Terminal	LNG vaporizer	1
2016/12	Sodegaura LNG Terminal	LNG/LPG vaporizer	2
2018/12	Hitachi LNG Terminal	LNG/LPG vaporizer	2
2021/3		LNG storage tank	1