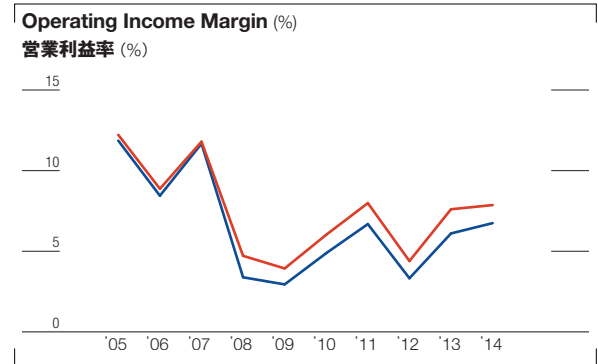
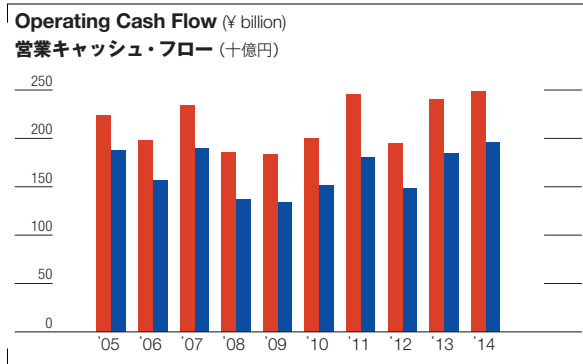
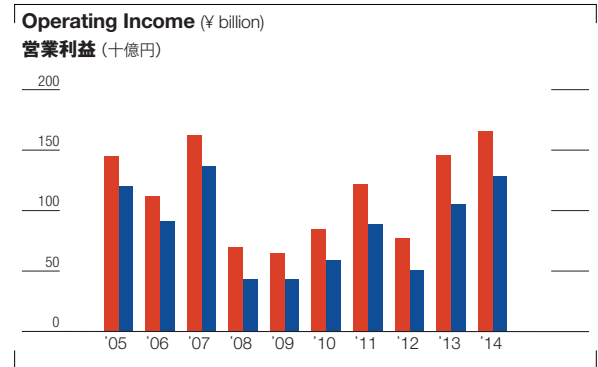
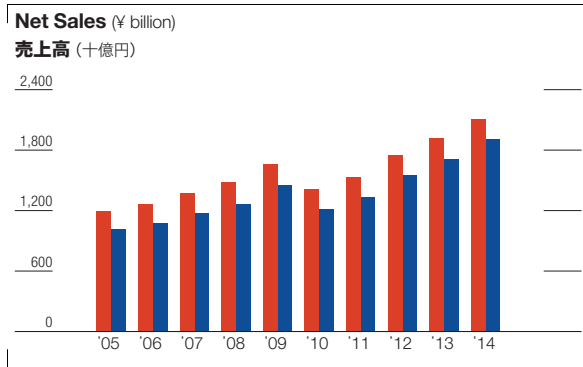


Financial Data <Profitability and Growth>

財務データ<収益性／成長性>

■ Consolidated 連結 ■ Non-consolidated 個別

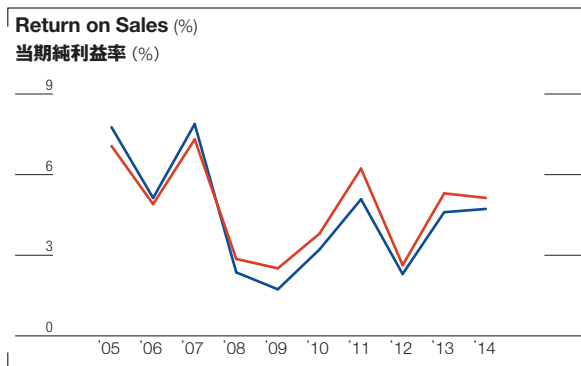
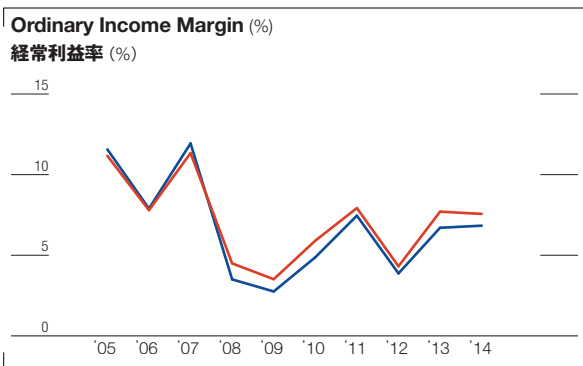
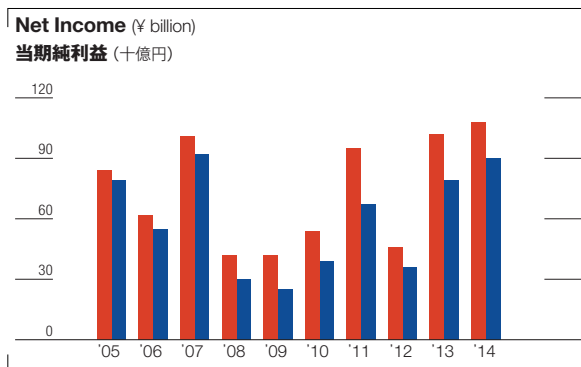
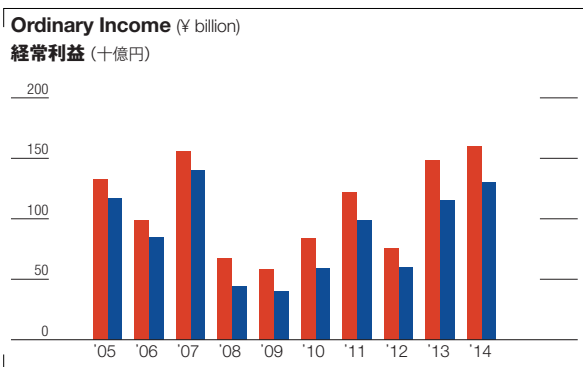


For the years ended March 31	3月31日に終了した1年間	2005	2006
CONSOLIDATED	連結		
Net Sales (¥ million)	売上高 (百万円)	1,190,783	1,266,501
Operating Income (¥ million)	営業利益 (百万円)	145,349	112,345
Ordinary Income (¥ million)	経常利益 (百万円)	132,856	98,689
Net Income (¥ million)	当期純利益 (百万円)	84,047	62,114
Operating Income Margin (%)	営業利益率 (%)	12.21	8.87
Ordinary Income Margin (%)	経常利益率 (%)	11.16	7.79
Return on Sales (%)	当期純利益率 (%)	7.06	4.90
Operating Cash Flow (¥ million)	営業キャッシュ・フロー (百万円)	224,318	198,490
Free Cash Flow (¥ million)	フリーキャッシュ・フロー (百万円)	116,789	79,057
NON-CONSOLIDATED	個別		
Net Sales (¥ million)	売上高 (百万円)	1,013,993	1,078,109
Operating Income (¥ million)	営業利益 (百万円)	120,167	90,990
Ordinary Income (¥ million)	経常利益 (百万円)	117,192	85,089
Net Income (¥ million)	当期純利益 (百万円)	78,666	55,299
Operating Income Margin (%)	営業利益率 (%)	11.85	8.44
Ordinary Income Margin (%)	経常利益率 (%)	11.56	7.89
Return on Sales (%)	当期純利益率 (%)	7.76	5.13
Operating Cash Flow (¥ million)	営業キャッシュ・フロー (百万円)	187,993	156,889
Free Cash Flow (¥ million)	フリーキャッシュ・フロー (百万円)	112,757	71,036

Operating Cash Flow = Net Income + Amortization of Long-term Prepaid Expenses + Depreciation
 Free Cash Flow = Net Income + Amortization of Long-term Prepaid Expenses + Depreciation - Capital Expenditures

営業キャッシュ・フロー = 当期純利益 + 長期前払費用償却 + 減価償却費
 フリーキャッシュ・フロー = 当期純利益 + 長期前払費用償却 + 減価償却費 - 設備投資額

For the years ended March 31	3月31日に終了した1年間	2005	2006
REFERENCE (Economic Frame)	ご参考 (経済フレーム)		
Crude Oil Prices (\$/bbl)	原油価格 (\$/bbl)	38.77	55.81
Exchange Rates (¥/\$)	対ドル為替レート (¥/\$)	107.55	113.32



	2007	2008	2009	2010	2011	2012	2013	2014
	1,376,958	1,487,496	1,660,162	1,415,718	1,535,242	1,754,257	1,915,639	2,112,117
	162,315	70,048	65,204	85,229	122,451	77,075	145,633	166,044
	156,039	66,832	58,337	83,519	121,548	75,620	147,453	159,613
	100,699	42,487	41,708	53,781	95,467	46,060	101,678	108,451
	11.79	4.71	3.93	6.02	7.98	4.39	7.60	7.86
	11.33	4.49	3.51	5.90	7.92	4.31	7.70	7.56
	7.31	2.86	2.51	3.80	6.22	2.63	5.31	5.13
	233,841	184,908	182,791	199,898	244,803	194,565	240,448	248,831
	109,285	46,902	36,862	51,712	94,600	48,152	56,651	827
	1,172,186	1,268,048	1,448,154	1,210,640	1,329,834	1,550,343	1,714,267	1,908,505
	136,778	42,863	42,547	59,124	88,845	51,403	104,819	128,607
	139,823	44,376	39,864	58,931	99,107	59,943	114,569	130,260
	92,340	29,921	25,087	38,883	67,491	35,700	78,556	90,047
	11.67	3.38	2.94	4.88	6.68	3.32	6.11	6.74
	11.93	3.50	2.75	4.87	7.45	3.87	6.68	6.83
	7.88	2.36	1.73	3.21	5.08	2.30	4.58	4.72
	190,344	137,161	134,113	151,153	180,318	148,297	184,457	195,651
	101,568	44,774	27,607	38,845	77,944	34,351	57,346	56,798

	2007	2008	2009	2010	2011	2012	2013	2014
	63.50	78.72	90.52	69.40	84.15	114.16	113.88	109.99
	116.97	114.44	100.71	92.89	85.74	79.08	82.91	100.17