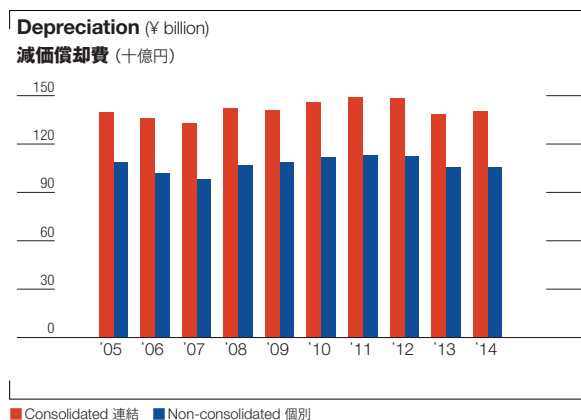
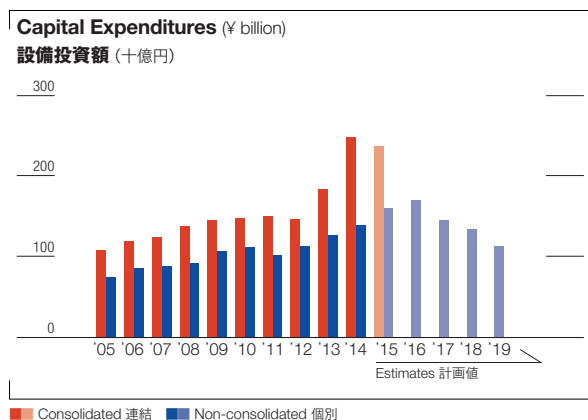


# Capital Expenditures and Depreciation

## 設備投資額・減価償却費



| For the years ended March 31       | 3月31日に終了した1年間 | 2005    | 2006    | 2007    | 2008    |
|------------------------------------|---------------|---------|---------|---------|---------|
| <b>CONSOLIDATED</b> 連結             |               |         |         |         |         |
| Capital Expenditures (¥ million)   | 設備投資額 (百万円)   | 107,529 | 119,435 | 124,556 | 138,006 |
| Depreciation (¥ million)           | 減価償却費 (百万円)   | 140,271 | 136,376 | 133,142 | 142,421 |
| <b>NON-CONSOLIDATED</b> 個別         |               |         |         |         |         |
| Capital Expenditures (¥ million)   | 設備投資額 (百万円)   | 75,236  | 85,853  | 88,776  | 92,386  |
| Production Facilities              | 製造設備          | 1,966   | 5,482   | 5,930   | 6,994   |
| Distribution Facilities            | 供給設備          | 54,341  | 56,138  | 65,356  | 73,264  |
| Service and Maintenance Facilities | 業務設備          | 18,485  | 22,286  | 17,541  | 11,648  |
| Incidental Facilities              | 附帯事業設備        | 441     | 1,945   | -52     | 478     |
| Depreciation (¥ million)           | 減価償却費 (百万円)   | 109,327 | 101,590 | 98,004  | 107,240 |

Depreciation includes long-term prepaid expenses. 減価償却費には長期前払費用償却を含んでいます。

**Gas Sales Volume per Pipeline Length (Non-consolidated) 導管延長当たりのガス販売量 (個別)**

| For the years ended March 31                 | 3月31日に終了した1年間          | 2005   | 2006   | 2007   | 2008   |
|--|------------------------|--------|--------|--------|--------|
| Pipeline Length (km)                         | 導管延長 (km)              | 50,808 | 51,530 | 51,629 | 52,310 |
| Gas Sales Volume per Kilometer (1,000 m³/km) | 導管延長当たりのガス販売量 (千m³/km) | 240.36 | 252.75 | 255.44 | 268.65 |

# Bonds, Loans, and Debts (Consolidated)

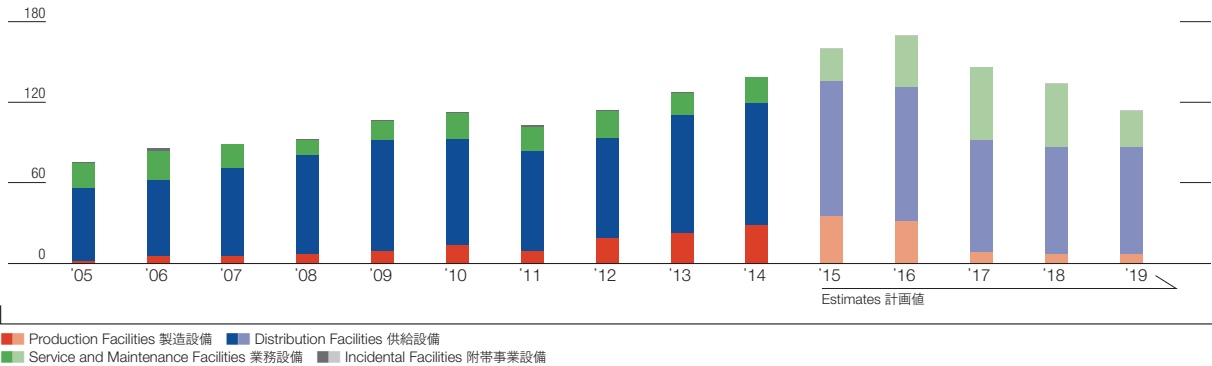
## 借入金内訳 (連結)

**Bonds (As of March 31, 2014) 社債明細 (2014年3月31日時点)**

| Company 会社名                             | Straight bonds 普通社債                        | Interest rate (%) 利率 (%) | Amount (¥ million) 金額 (百万円) |
|---|--|--------------------------|-----------------------------|
| Tokyo Gas 東京ガス (株)                      | The 16th Domestic unsecured notes due 2016 | 4.0                      | 27,700                      |
| Tokyo Gas 東京ガス (株)                      | The 17th Domestic unsecured notes due 2018 | 2.625                    | 40,000                      |
| Tokyo Gas 東京ガス (株)                      | The 23rd Domestic unsecured notes due 2023 | 1.01                     | 20,000                      |
| Tokyo Gas 東京ガス (株)                      | The 25th Domestic unsecured notes due 2014 | 1.59                     | 20,000                      |
| Tokyo Gas 東京ガス (株)                      | The 26th Domestic unsecured notes due 2024 | 2.29                     | 10,000                      |
| Tokyo Gas 東京ガス (株)                      | The 27th Domestic unsecured notes due 2025 | 2.14                     | 10,000                      |
| Tokyo Gas 東京ガス (株)                      | The 28th Domestic unsecured notes due 2027 | 2.29                     | 19,997                      |
| Tokyo Gas 東京ガス (株)                      | The 29th Domestic unsecured notes due 2015 | 1.40                     | 9,998                       |
| Tokyo Gas 東京ガス (株)                      | The 30th Domestic unsecured notes due 2015 | 1.658                    | 20,000                      |
| Tokyo Gas 東京ガス (株)                      | The 31st Domestic unsecured notes due 2019 | 1.405                    | 30,000                      |
| Tokyo Gas 東京ガス (株)                      | The 32nd Domestic unsecured notes due 2040 | 2.135                    | 20,000                      |
| Tokyo Gas 東京ガス (株)                      | The 33rd Domestic unsecured notes due 2020 | 1.203                    | 20,000                      |
| Tokyo Gas 東京ガス (株)                      | The 34th Domestic unsecured notes due 2021 | 1.064                    | 20,000                      |
| Tokyo Gas 東京ガス (株)                      | The 35th Domestic unsecured notes due 2031 | 1.852                    | 20,000                      |
| Tokyo Gas 東京ガス (株)                      | The 36th Domestic unsecured notes due 2032 | 1.737                    | 20,000                      |
| Tokyo Gas 東京ガス (株)                      | The 37th Domestic unsecured notes due 2033 | 1.764                    | 20,000                      |
| Tokyo Gas 東京ガス (株)                      | The 38th Domestic unsecured notes due 2043 | 1.984                    | 15,000                      |
| ENERGY ADVANCE Co., Ltd. (株) エネルギーアドバンス | The 15th Domestic unsecured notes due 2015 | 4.1                      | 13,800                      |
| Total 合計                                |  | —                        | 356,495                     |

### Breakdown of Capital Expenditures (Non-consolidated) (¥ billion)

設備投資額の内訳 (個別) (十億円)



| 2009    | 2010    | 2011    | 2012    | 2013    | 2014           | 2015    | 2016    | 2017    | 2018    | 2019    |
|---------|---------|---------|---------|---------|----------------|---------|---------|---------|---------|---------|
| 145,929 | 148,186 | 150,202 | 146,413 | 183,797 | <b>248,004</b> | 237,000 | —       | —       | —       | —       |
| 141,083 | 146,117 | 149,336 | 148,505 | 138,770 | <b>140,380</b> | 142,000 | —       | —       | —       | —       |
| 106,507 | 112,308 | 102,374 | 113,944 | 127,112 | <b>138,853</b> | 160,400 | 169,932 | 146,086 | 133,983 | 113,675 |
| 8,879   | 14,007  | 9,166   | 18,799  | 22,895  | <b>28,971</b>  | 35,318  | 31,670  | 8,481   | 6,989   | 7,144   |
| 83,199  | 78,581  | 74,208  | 74,438  | 87,535  | <b>90,701</b>  | 100,079 | 99,292  | 83,395  | 79,116  | 78,988  |
| 13,948  | 18,930  | 18,192  | 20,119  | 16,286  | <b>18,898</b>  | 24,415  | 38,511  | 53,801  | 47,469  | 27,134  |
| 480     | 791     | 808     | 588     | 394     | <b>282</b>     | 588     | 459     | 409     | 409     | 409     |
| 109,026 | 112,300 | 112,828 | 112,598 | 105,901 | <b>105,604</b> | 106,300 | —       | —       | —       | —       |

| 2009   | 2010   | 2011   | 2012   | 2013   | 2014          |
|--------|--------|--------|--------|--------|---------------|
| 53,013 | 53,198 | 53,855 | 54,784 | 55,422 | <b>56,119</b> |
| 256.33 | 247.18 | 249.58 | 251.15 | 256.23 | <b>258.72</b> |

### Durable Years

#### 耐用年数

| Type of facilities<br>設備の種類                         | Durable years<br>耐用年数 |
|---|-----------------------|
| Gas Pipeline (Cast iron) ガス導管 (铸铁管)                 | 22                    |
| Gas Pipeline (Steel/Polyethylene) ガス導管 (钢管・ポリエチレン管) | 13                    |
| Gas Holder ガスホルダー                                   | 20                    |
| LNG/LPG Tank LNG・LPG タンク                            | 10                    |
| LNG Vaporizer LNG 気化器                               | 10                    |
| LNG Carrier LNG タンカー                                | 13                    |

### Loans

#### 借入金明細

As of March 31, 2014  
2014年3月31日時点

|   | Average interest rate<br>平均利率 | Amount<br>(¥ million)<br>金額(百万円) |
|---|-------------------------------|----------------------------------|
| Long-term loans due after one year 1年超返済予定長期借入金   | 1.6%                          | 309,544                          |
| Long-term loans due within one year 1年以内返済予定長期借入金 | 1.5%                          | 27,154                           |
| Short-term bank loans 短期借入金                       | 0.2%                          | 18,262                           |
| Total 合計  | —                             | 354,960                          |

### Annual Maturities of Long-term Debt

#### 社債及び長期借入金の年度ごとの返済予定金額

As of March 31, 2014  
2014年3月31日時点

|  | Amount (¥ million)<br>金額(百万円) |
|--|-------------------------------|
| As of March 31, 2015 2015年3月期                  | 47,154                        |
| As of March 31, 2016 2016年3月期                  | 55,249                        |
| As of March 31, 2017 2017年3月期                  | 44,815                        |
| As of March 31, 2018 2018年3月期                  | 52,254                        |
| As of March 31, 2019 2019年3月期                  | 50,792                        |
| As of March 31, 2020 and thereafter 2020年3月期以降 | 442,928                       |
| Total 合計                                       | 693,193                       |