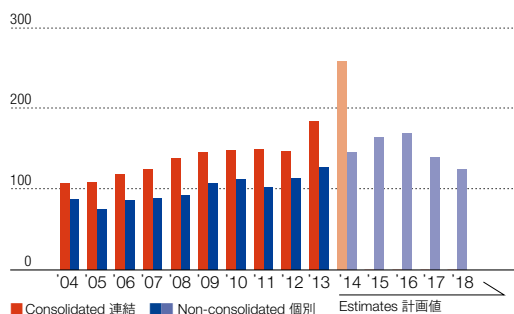


Capital Expenditures and Depreciation 設備投資額・減価償却費

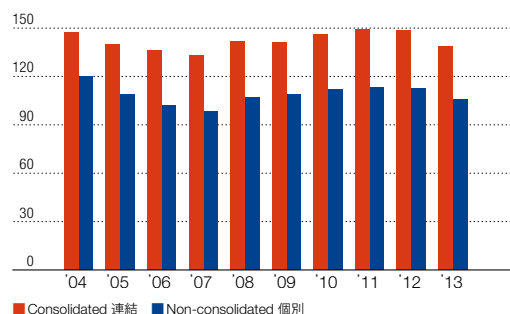
▶ Capital Expenditures (¥ billion)

▶ 設備投資額 (十億円)



▶ Depreciation (¥ billion)

▶ 減価償却費 (十億円)



For the years ended March 31	3月31日に終了した1年間	2004	2005	2006	2007
CONSOLIDATED		連結			
Capital Expenditures (¥ million)	設備投資額 (百万円)	107,441	107,529	119,435	124,556
Depreciation (¥ million)	減価償却費 (百万円)	146,895	140,271	136,376	133,142
NON-CONSOLIDATED		個別			
Capital Expenditures (¥ million)	設備投資額 (百万円)	86,743	75,236	85,853	88,776
Production Facilities	製造設備	4,531	1,966	5,482	5,930
Distribution Facilities	供給設備	65,911	54,341	56,138	65,356
Service and Maintenance Facilities	業務設備	15,437	18,485	22,286	17,541
Incidental Facilities	附帯事業設備	862	441	1,945	-52
Depreciation (¥ million)	減価償却費 (百万円)	119,775	109,327	101,590	98,004

Depreciation includes long-term prepaid expenses.

減価償却費には長期前払費用償却を含んでいます。

▶ Gas Sales Volume per Pipeline Length (Non-consolidated) ▶ 導管延長当たりのガス販売量 (個別)

For the years ended March 31	3月31日に終了した1年間	2004	2005	2006	2007
Pipeline Length (km)	導管延長 (km)	50,176	50,808	51,530	51,629
Gas Sales Volume per Kilometer (1,000 m ³ /km)	導管延長当たりのガス販売量 (千m ³ /km)	228.62	240.36	252.75	255.44

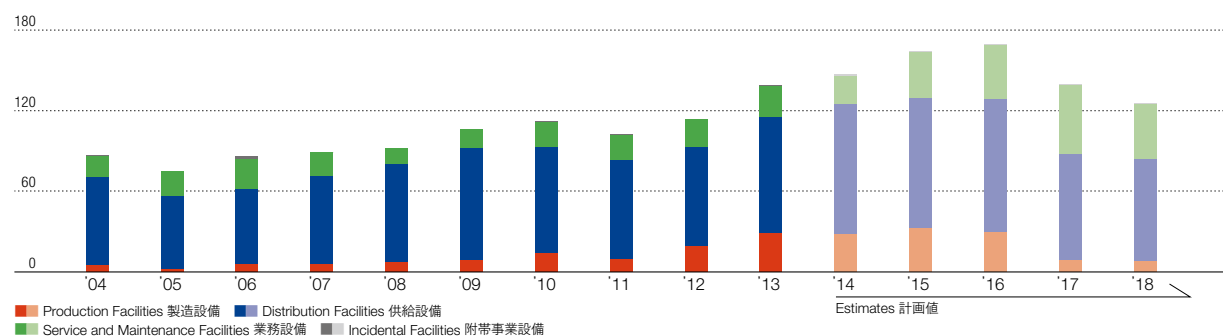
Bonds, Loans, and Debts (Consolidated) 借入金内訳 (連結)

▶ Bonds (As of March 31, 2013) ▶ 社債明細 (2013年3月31日時点)

Company 会社名	Straight bonds 普通社債	Interest rate (%) 利率 (%)	Amount (¥ million) 金額 (百万円)
Tokyo Gas 東京ガス (株)	The 16th Domestic unsecured notes due 2016	4.0	27,700
Tokyo Gas 東京ガス (株)	The 17th Domestic unsecured notes due 2018	2.625	40,000
Tokyo Gas 東京ガス (株)	The 23rd Domestic unsecured notes due 2023	1.01	20,000
Tokyo Gas 東京ガス (株)	The 24th Domestic unsecured notes due 2013	1.41	30,000
Tokyo Gas 東京ガス (株)	The 25th Domestic unsecured notes due 2014	1.59	20,000
Tokyo Gas 東京ガス (株)	The 26th Domestic unsecured notes due 2024	2.29	10,000
Tokyo Gas 東京ガス (株)	The 27th Domestic unsecured notes due 2025	2.14	10,000
Tokyo Gas 東京ガス (株)	The 28th Domestic unsecured notes due 2027	2.29	19,997
Tokyo Gas 東京ガス (株)	The 29th Domestic unsecured notes due 2015	1.40	9,997
Tokyo Gas 東京ガス (株)	The 30th Domestic unsecured notes due 2015	1.658	20,000
Tokyo Gas 東京ガス (株)	The 31st Domestic unsecured notes due 2019	1.405	30,000
Tokyo Gas 東京ガス (株)	The 32nd Domestic unsecured notes due 2040	2.135	20,000
Tokyo Gas 東京ガス (株)	The 33rd Domestic unsecured notes due 2020	1.203	20,000
Tokyo Gas 東京ガス (株)	The 34th Domestic unsecured notes due 2021	1.064	20,000
Tokyo Gas 東京ガス (株)	The 35th Domestic unsecured notes due 2031	1.852	20,000
Tokyo Gas 東京ガス (株)	The 36th Domestic unsecured notes due 2032	1.737	20,000
ENERGY ADVANCE Co., Ltd. (株) エネルギーアドバンス	The 15th Domestic unsecured notes due 2015	4.1	13,800
Total 合計		—	351,494

▶ Breakdown of Capital Expenditures (Non-consolidated) (¥ billion)

▶ 設備投資額の内訳 (個別) (十億円)



Estimates 計画値

2008	2009	2010	2011	2012	2013	2014	2015	2016	2017	2018
138,006	145,929	148,186	150,202	146,413	183,797	258,000	—	—	—	—
142,421	141,083	146,117	149,336	148,505	138,770	139,000	—	—	—	—
92,386	106,507	112,308	102,374	113,944	127,112	146,600	164,210	169,437	139,579	125,462
6,994	8,879	14,007	9,166	18,799	22,895	28,092	32,220	29,359	8,389	7,673
73,264	83,199	78,581	74,208	74,438	87,535	96,596	97,280	99,408	79,427	76,290
11,648	13,948	18,930	18,192	20,119	16,286	21,136	34,101	40,061	51,204	40,940
478	480	791	808	588	394	773	609	609	559	559
107,240	109,026	112,300	112,828	112,598	105,901	—	—	—	—	—

2008	2009	2010	2011	2012	2013
52,310	53,013	53,198	53,855	54,784	55,422
268.65	256.33	247.18	249.58	251.15	256.23

▶ Durable Years

▶ 耐用年数

Type of facilities 設備の種類	Durable years 耐用年数
Gas Pipeline (Cast iron) ガス導管 (鋳鉄管)	22
Gas Pipeline (Steel/Polyethylene) ガス導管 (鋼管・ポリエチレン管)	13
Gas Holder ガスホルダー	20
LNG/LPG Tank LNG・LPG タンク	10
LNG Vaporizer LNG 気化器	10
LNG Carrier LNG タンカー	13

▶ Loans

▶ 借入金明細

As of March 31, 2013
2013年3月31日時点

		Average interest rate 平均利率	Amount (¥ million) 金額(百万円)
Long-term loans due after one year	1年超返済予定長期借入金	1.8%	256,899
Long-term loans due within one year	1年以内返済予定長期借入金	1.1%	16,617
Short-term bank loans	短期借入金	0.4%	15,036
Total	合計	—	288,552

▶ Annual Maturities of Long-term Debt

▶ 社債及び長期借入金の年度ごとの返済予定金額

As of March 31, 2013
2013年3月31日時点

	Amount (¥ million) 金額(百万円)
As of March 31, 2014	46,617
As of March 31, 2015	46,962
As of March 31, 2016	54,734
As of March 31, 2017	34,376
As of March 31, 2018	51,338
As of March 31, 2019 and thereafter	390,981
Total 合計	625,011