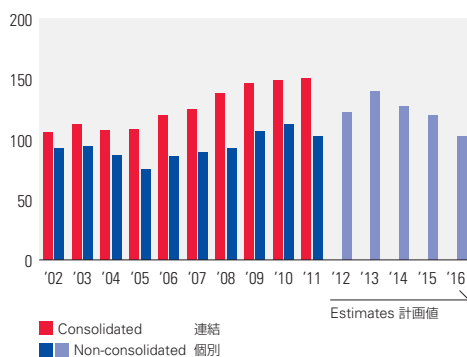


CAPITAL EXPENDITURES AND DEPRECIATION

設備投資額・減価償却費

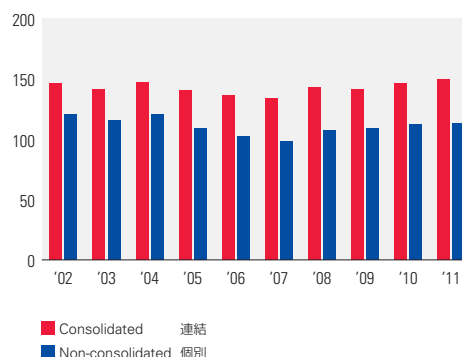
Capital Expenditures (¥ billion)

設備投資額 (十億円)



Depreciation (¥ billion)

減価償却費 (十億円)



For the years ended March 31

3月31日に終了した1年間

2002 2003 2004

CONSOLIDATED

連結

| | | | | |
|----------------------------------|-------------|---------|---------|---------|
| Capital Expenditures (¥ million) | 設備投資額 (百万円) | 105,296 | 111,988 | 107,441 |
| Depreciation (¥ million) | 減価償却費 (百万円) | 145,564 | 141,027 | 146,895 |

NON-CONSOLIDATED

個別

| | | | | |
|------------------------------------|-------------|---------|---------|---------|
| Capital Expenditures (¥ million) | 設備投資額 (百万円) | 92,555 | 93,770 | 86,743 |
| Production Facilities | 製造設備 | 8,037 | 7,640 | 4,531 |
| Distribution Facilities | 供給設備 | 70,644 | 71,659 | 65,911 |
| Service and Maintenance Facilities | 業務設備 | 11,669 | 13,561 | 15,437 |
| Incidental Facilities | 附帯事業設備 | 2,203 | 909 | 862 |
| Depreciation (¥ million) | 減価償却費 (百万円) | 119,506 | 114,637 | 119,775 |

Depreciation includes long-term prepaid expenses.

減価償却費には長期前払費用を含んでいます。

Gas Sales Volume per Pipeline Length (Consolidated) 導管延長当たりのガス販売量 (個別)

For the years ended March 31

3月31日に終了した1年間

2002 2003 2004

| | | | | |
|---|-------------------------------------|--------|--------|--------|
| Pipeline Length (km) | 導管延長 (km) | 48,646 | 49,431 | 50,176 |
| Gas Sales Volume per Kilometer (1,000 m ³ /km) | 導管延長当たりのガス販売量 (千m ³ /km) | 193.91 | 216.60 | 228.62 |

BONDS, LOANS, AND DEBTS (CONSOLIDATED)

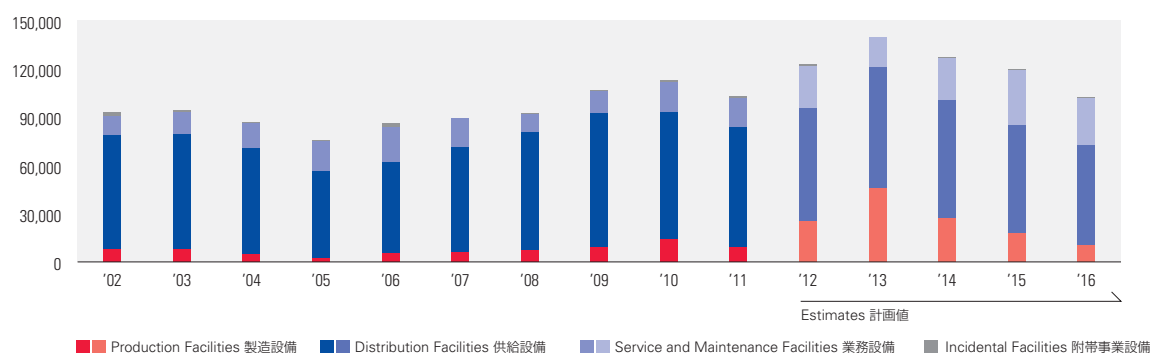
借入金内訳 (連結)

Bonds As of March 31, 2011 社債明細 2011年3月31日時点

| Company 会社名 | Straight bonds 普通社債 | Interest rate (%) 利率 (%) | Amount (¥ million) 金額 (百万円) |
|---|--|-----------------------------|--------------------------------|
| Tokyo Gas 東京ガス (株) | The 16th Domestic unsecured notes due 2016 | 4.0 | 27,700 |
| Tokyo Gas 東京ガス (株) | The 17th Domestic unsecured notes due 2018 | 2.625 | 40,000 |
| Tokyo Gas 東京ガス (株) | The 21st Domestic unsecured notes due 2011 | 1.39 | 30,000 |
| Tokyo Gas 東京ガス (株) | The 22nd Domestic unsecured notes due 2012 | 1.35 | 20,000 |
| Tokyo Gas 東京ガス (株) | The 23rd Domestic unsecured notes due 2023 | 1.01 | 20,000 |
| Tokyo Gas 東京ガス (株) | The 24th Domestic unsecured notes due 2013 | 1.41 | 30,000 |
| Tokyo Gas 東京ガス (株) | The 25th Domestic unsecured notes due 2014 | 1.59 | 20,000 |
| Tokyo Gas 東京ガス (株) | The 26th Domestic unsecured notes due 2024 | 2.29 | 10,000 |
| Tokyo Gas 東京ガス (株) | The 27th Domestic unsecured notes due 2025 | 2.14 | 10,000 |
| Tokyo Gas 東京ガス (株) | The 28th Domestic unsecured notes due 2027 | 2.29 | 19,996 |
| Tokyo Gas 東京ガス (株) | The 29th Domestic unsecured notes due 2015 | 1.40 | 9,995 |
| Tokyo Gas 東京ガス (株) | The 30th Domestic unsecured notes due 2015 | 1.658 | 20,000 |
| Tokyo Gas 東京ガス (株) | The 31th Domestic unsecured notes due 2019 | 1.405 | 30,000 |
| Tokyo Gas 東京ガス (株) | The 32nd Domestic unsecured notes due 2040 | 2.135 | 20,000 |
| Tokyo Gas 東京ガス (株) | The 33rd Domestic unsecured notes due 2020 | 1.203 | 20,000 |
| ENERGY ADVANCE Co., Ltd. (株) エネルギードバンス | The 15th Domestic unsecured notes due 2015 | 4.1 | 13,800 |
| Total 合計 | — | — | 341,492 |

Breakdown of Capital Expenditures (Non-consolidated) (¥ billion)

設備投資額の内訳 (個別) (百万円)



| 2005 | 2006 | 2007 | 2008 | 2009 | 2010 | 2011 | 2012 | 2013 | 2014 | 2015 | 2016 |
|---------|---------|---------|---------|---------|---------|---------|---------|---------|---------|---------|---------|
| 107,529 | 119,435 | 124,556 | 138,006 | 145,929 | 148,186 | 150,202 | — | — | — | — | — |
| 140,271 | 136,376 | 133,142 | 142,421 | 141,083 | 146,117 | 149,336 | — | — | — | — | — |
| 75,236 | 85,853 | 88,776 | 92,386 | 106,507 | 112,308 | 102,374 | 122,308 | 139,664 | 126,777 | 119,274 | 101,970 |
| 1,966 | 5,482 | 5,930 | 6,994 | 8,879 | 14,007 | 9,166 | 25,106 | 45,633 | 27,079 | 17,516 | 10,147 |
| 54,341 | 56,138 | 65,356 | 73,264 | 83,199 | 78,581 | 74,208 | 70,228 | 75,329 | 73,057 | 66,999 | 62,140 |
| 18,485 | 22,286 | 17,541 | 11,648 | 13,948 | 18,930 | 18,192 | 26,166 | 18,097 | 26,158 | 34,276 | 29,200 |
| 441 | 1,945 | -52 | 478 | 480 | 791 | 808 | 808 | 605 | 483 | 483 | 483 |
| 109,327 | 101,590 | 98,004 | 107,240 | 109,026 | 112,300 | 112,828 | — | — | — | — | — |

Durable Years

耐用年数

| 2005 | 2006 | 2007 | 2008 | 2009 | 2010 | 2011 |
|--------|--------|--------|--------|--------|--------|--------|
| 50,808 | 51,530 | 51,629 | 52,310 | 53,013 | 53,198 | 53,855 |
| 240.36 | 252.75 | 255.44 | 268.65 | 256.33 | 247.18 | 249.58 |

| Type of facilities 設備の種類 | Durable years 耐用年数 |
|--|-----------------------|
| Gas Pipeline (Cast iron) (铸铁管) | 22 Years 22年 |
| Gas Pipeline (Steel/Polyethylene) (钢管・ポリエチレン管) | 13 Years 13年 |
| Gas Holder ガスホルダー | 20 Years 20年 |
| LNG・LPG Tank LNG・LPG タンク | 10 Years 10年 |
| LNG Vaporizer LNG 気化器 | 10 Years 10年 |
| LNG Carrier LNG タンカー | 13 Years 13年 |

Loans

借入金明細

As of March 31, 2011
2011年3月31日時点

| | Average interest rate 平均利率 | Amount (¥ million) 金額 (百万円) |
|--|-------------------------------|-----------------------------------|
| Long-term loans due after one year 1年超返済予定長期借入金 | 1.5% | 188,239 |
| Long-term loans due within one year 1年以内返済予定長期借入金 | 2.0% | 18,688 |
| Short-term bank loans 短期借入金 | 0.3% | 17,825 |
| Total 合計 | — | 224,753 |

Annual Maturities of Long-term Debt

社債および長期借入金の年度ごとの返済予定金額

As of March 31, 2011
2011年3月31日時点

| | Amount (¥ million) 金額 (百万円) |
|---|-----------------------------------|
| As of March 31, 2012 2012年3月期 | 48,688 |
| As of March 31, 2013 2013年3月期 | 43,397 |
| As of March 31, 2014 2014年3月期 | 45,631 |
| As of March 31, 2015 2015年3月期 | 47,453 |
| As of March 31, 2016 2016年3月期 | 53,486 |
| As of March 31, 2017 and thereafter 2017年3月期以降 | 309,762 |
| Total 合計 | 548,420 |