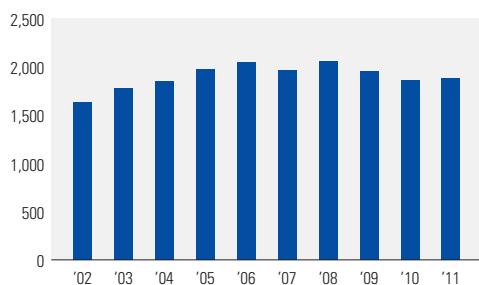


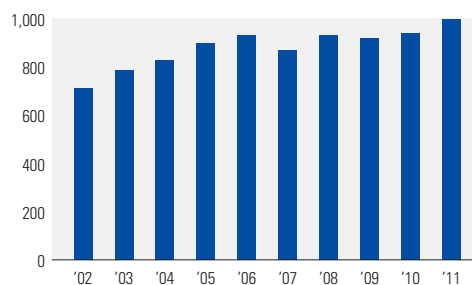
## BREAKDOWN OF GAS SALES VOLUME (NON-CONSOLIDATED)

### 業種別ガス販売量（個別）

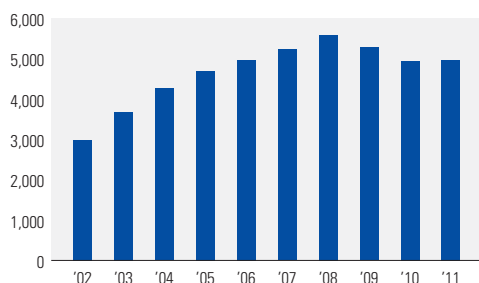
**Commercial Use** (million m<sup>3</sup>)  
商業用 (百万m<sup>3</sup>)



**Public and Medical Use** (million m<sup>3</sup>)  
公用・医療用 (百万m<sup>3</sup>)



**Industrial Use** (million m<sup>3</sup>)  
工業用 (百万m<sup>3</sup>)



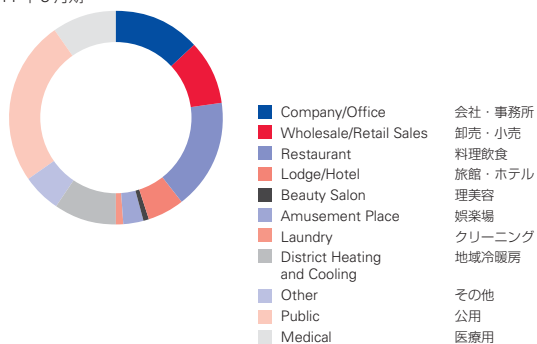
For the years ended March 31

3月31日に終了した1年間

|   |                                   | 2002         | 2003         | 2004         |
|---|-----------------------------------|--------------|--------------|--------------|
| <b>Commercial Use</b> (million m <sup>3</sup> )         | <b>商業用</b> (百万m <sup>3</sup> )    |              |              |              |
| Company/Office  | 会社・事務所                            | 475          | 505          | 430          |
| Wholesale/Retail Sales                                  | 卸売・小売                             | 213          | 378          | 277          |
| Restaurant  | 料理飲食                              | 422          | 472          | 481          |
| Lodge/Hotel   | 旅館・ホテル                            | 163          | 177          | 168          |
| Beauty Salon  | 理美容                               | 23           | 28           | 28           |
| Amusement Place   | 娯楽場                               | 50           | 57           | 57           |
| Laundry   | クリーニング                            | 29           | 32           | 31           |
| District Heating and Cooling                            | 地域冷暖房                             | —            | —            | 261          |
| Other   | その他                               | 257          | 129          | 114          |
| <b>Total</b>  | <b>合計</b>                         | <b>1,630</b> | <b>1,777</b> | <b>1,846</b> |
| <b>Public and Medical Use</b> (million m <sup>3</sup> ) | <b>公用・医療用</b> (百万m <sup>3</sup> ) |              |              |              |
| Public  | 公用                                | 471          | 522          | 569          |
| Medical   | 医療用                               | 235          | 263          | 253          |
| <b>Total</b>  | <b>合計</b>                         | <b>707</b>   | <b>785</b>   | <b>823</b>   |
| <b>Industrial Use</b> (million m <sup>3</sup> )         | <b>工業用</b> (百万m <sup>3</sup> )    |              |              |              |
| Machinery/Metal   | 機械・金属                             | 619          | 641          | 900          |
| Ceramics  | ガラス（窯業）                           | 108          | 121          | 101          |
| Chemicals   | 化学                                | 524          | 599          | 695          |
| Food  | 食品                                | 487          | 520          | 451          |
| Power Generation  | 発電                                | 631          | 1,269        | 1,697        |
| Other   | その他                               | 610          | 534          | 419          |
| <b>Total</b>  | <b>合計</b>                         | <b>2,979</b> | <b>3,682</b> | <b>4,263</b> |

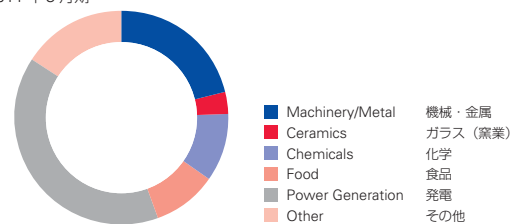
### Commercial, Public, and Medical Use (%) 商業用・公用及び医療用 (%)

Year ended March 31, 2011  
2011年3月期



### Industrial Use (%) 工業用 (%)

Year ended March 31, 2011  
2011年3月期



| 2005  | 2006  | 2007  | 2008  | 2009  | 2010  | 2011         | Composition (%)<br>構成比 (%) |
|-------|-------|-------|-------|-------|-------|--------------|----------------------------|
| 457   | 457   | 441   | 471   | 439   | 402   | <b>382</b>   | 20.3                       |
| 306   | 315   | 313   | 319   | 295   | 273   | <b>278</b>   | 14.8                       |
| 483   | 492   | 497   | 501   | 489   | 476   | <b>476</b>   | 25.3                       |
| 180   | 188   | 171   | 173   | 161   | 153   | <b>159</b>   | 8.5                        |
| 28    | 29    | 29    | 29    | 28    | 27    | <b>27</b>    | 1.4                        |
| 61    | 66    | 68    | 74    | 80    | 79    | <b>82</b>    | 4.4                        |
| 30    | 30    | 30    | 32    | 33    | 32    | <b>31</b>    | 1.7                        |
| 291   | 295   | 277   | 297   | 278   | 259   | <b>280</b>   | 14.9                       |
| 133   | 164   | 137   | 150   | 151   | 154   | <b>164</b>   | 8.7                        |
| 1,969 | 2,036 | 1,963 | 2,047 | 1,952 | 1,856 | <b>1,880</b> | 100.0                      |
| 632   | 655   | 614   | 664   | 659   | 679   | <b>720</b>   | 72.4                       |
| 265   | 272   | 254   | 264   | 256   | 257   | <b>275</b>   | 27.6                       |
| 897   | 927   | 868   | 928   | 916   | 936   | <b>995</b>   | 100.0                      |
| 884   | 976   | 1,194 | 1,324 | 1,124 | 1,050 | <b>1,050</b> | 21.2                       |
| 112   | 111   | 145   | 172   | 163   | 164   | <b>176</b>   | 3.5                        |
| 752   | 723   | 707   | 776   | 683   | 694   | <b>501</b>   | 10.1                       |
| 487   | 488   | 504   | 550   | 546   | 498   | <b>483</b>   | 9.7                        |
| 1,912 | 1,985 | 2,003 | 2,076 | 2,108 | 1,952 | <b>1,977</b> | 39.8                       |
| 548   | 682   | 680   | 694   | 656   | 593   | <b>777</b>   | 15.7                       |
| 4,696 | 4,965 | 5,232 | 5,593 | 5,280 | 4,952 | <b>4,963</b> | 100.0                      |