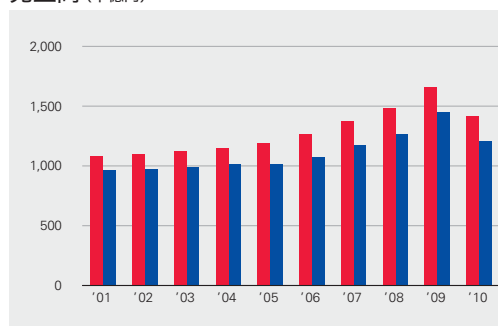


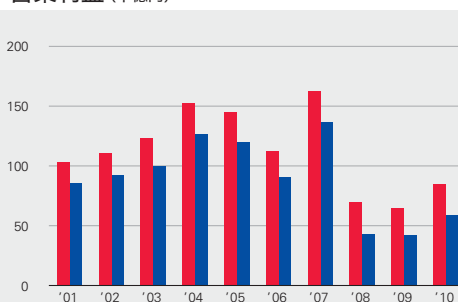
FINANCIAL DATA <PROFITABILITY AND GROWTH> 財務データ <収益性/成長性>

■ Consolidated 連結
■ Non-consolidated 個別

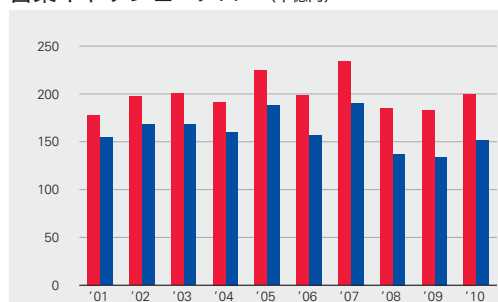
Net Sales (¥ billion)
売上高 (十億円)



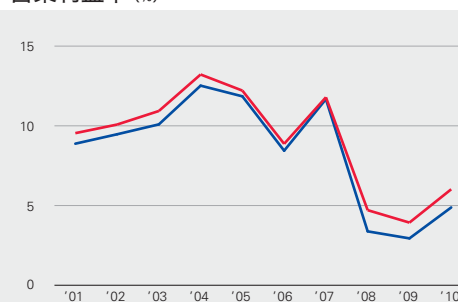
Operating Income (¥ billion)
営業利益 (十億円)



Operating Cash Flow (¥ billion)
営業キャッシュ・フロー (十億円)



Operating Income Margin (%)
営業利益率 (%)

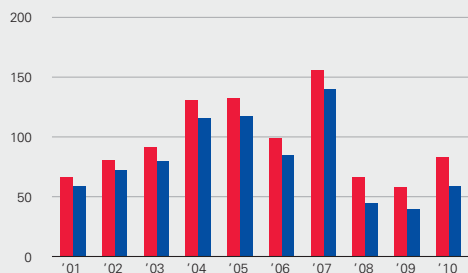


For the years ended March 31	3月31日に終了した1年間	2001	2002
CONSOLIDATED	連結		
Net Sales (¥ million)	売上高 (百万円)	1,086,770	1,097,589
Operating Income (¥ million)	営業利益 (百万円)	103,659	110,607
Ordinary Income (¥ million)	経常利益 (百万円)	66,875	80,626
Net Income (¥ million)	当期純利益 (百万円)	27,595	51,911
Operating Income Margin (%)	営業利益率 (%)	9.54	10.08
Ordinary Income Margin (%)	経常利益率 (%)	6.15	7.35
Return on Sales (%)	当期純利益率 (%)	2.54	4.73
Operating Cash Flow (¥ million)	営業キャッシュ・フロー (百万円)	177,969	197,475
Free Cash Flow (¥ million)	フリーキャッシュ・フロー (百万円)	66,572	92,178
NON-CONSOLIDATED	個別		
Net Sales (¥ million)	売上高 (百万円)	965,619	974,566
Operating Income (¥ million)	営業利益 (百万円)	85,790	92,299
Ordinary Income (¥ million)	経常利益 (百万円)	58,542	72,249
Net Income (¥ million)	当期純利益 (百万円)	27,400	48,451
Operating Income Margin (%)	営業利益率 (%)	8.88	9.47
Ordinary Income Margin (%)	経常利益率 (%)	6.06	7.41
Return on Sales (%)	当期純利益率 (%)	2.84	4.97
Operating Cash Flow (¥ million)	営業キャッシュ・フロー (百万円)	154,524	167,957
Free Cash Flow (¥ million)	フリーキャッシュ・フロー (百万円)	53,839	75,402

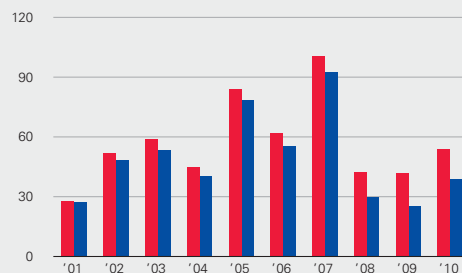
Operating Cash Flow = Net Income + Amortization of Long-term Prepaid Expenses + Depreciation
Free Cash Flow = Net Income + Amortization of Long-term Prepaid Expenses + Depreciation - Capital Expenditures

営業キャッシュ・フロー = 当期純利益 + 長期前払費用償却費 + 減価償却費
フリーキャッシュ・フロー = 当期純利益 + 長期前払費用償却費 + 減価償却費 - 設備投資額

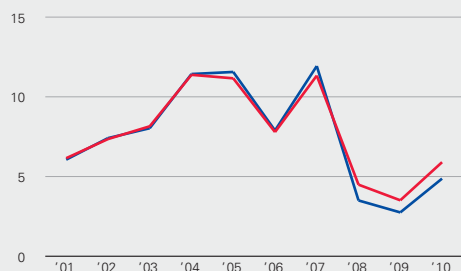
Ordinary Income (¥ billion)
経常利益 (十億円)



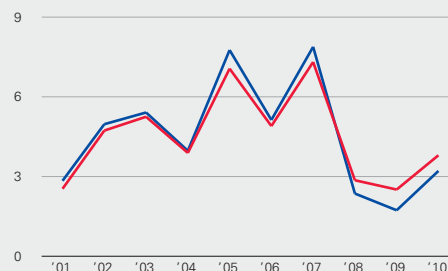
Net Income (¥ billion)
当期純利益 (十億円)



Ordinary Income Margin (%)
経常利益率 (%)



Return on Sales (%)
当期純利益率 (%)



2003	2004	2005	2006	2007	2008	2009	2010
1,127,633	1,151,824	1,190,783	1,266,501	1,376,958	1,487,496	1,660,162	1,415,718
123,294	152,287	145,349	112,345	162,315	70,048	65,204	85,229
91,955	131,093	132,856	98,689	156,039	66,832	58,337	83,519
59,201	44,787	84,047	62,114	100,699	42,487	41,708	53,781
10.93	13.22	12.21	8.87	11.79	4.71	3.93	6.02
8.15	11.38	11.16	7.79	11.33	4.49	3.51	5.90
5.25	3.89	7.06	4.90	7.31	2.86	2.51	3.80
200,228	191,682	224,318	198,490	233,841	184,908	182,791	199,898
88,240	84,241	116,789	79,057	109,285	46,902	36,862	51,712
992,236	1,013,754	1,013,993	1,078,109	1,172,186	1,268,048	1,448,154	1,210,640
100,108	126,954	120,167	90,990	136,778	42,863	42,547	59,124
79,680	115,859	117,192	85,089	139,823	44,376	39,864	58,931
53,633	40,273	78,666	55,299	92,340	29,921	25,087	38,883
10.09	12.52	11.85	8.44	11.67	3.38	2.94	4.88
8.03	11.43	11.56	7.89	11.93	3.50	2.75	4.87
5.41	3.97	7.76	5.13	7.88	2.36	1.73	3.21
168,270	160,048	187,993	156,889	190,344	137,161	134,113	151,153
74,500	73,305	112,757	71,036	101,568	44,774	27,607	38,845