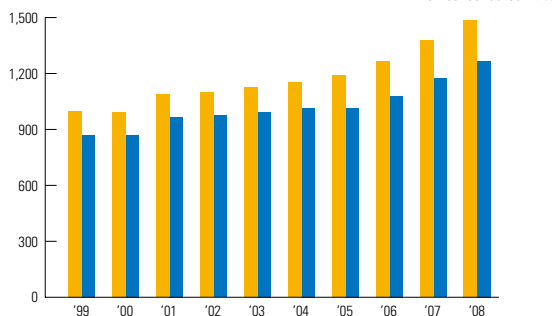
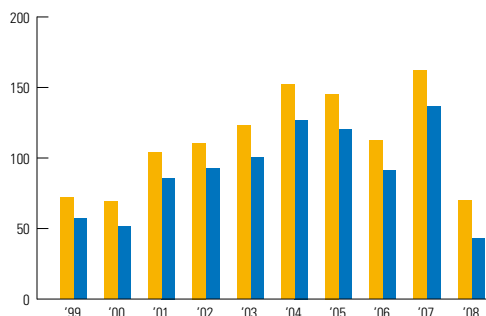


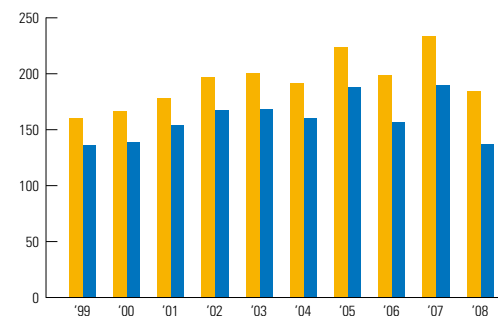
Net Sales (¥ billion) 売上高 (十億円)



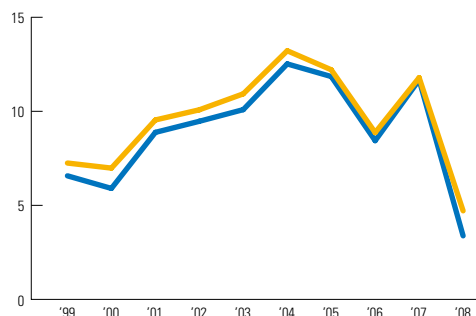
Operating Income (¥ billion) 営業利益 (十億円)



Operating Cash Flow (¥ billion) 営業キャッシュ・フロー (十億円)



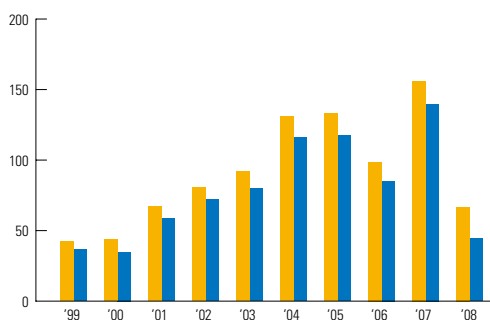
Operating Income Margin (%) 営業利益率 (%)



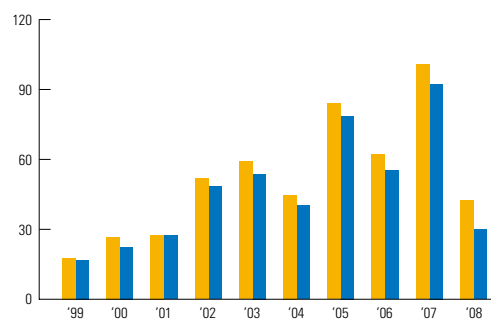
Fiscal years ended March 31	3月31日に終了した1年間	1999	2000
<b>CONSOLIDATED</b>		<b>連結</b>	
Net Sales (¥ million)	売上高 (百万円)	997,766	992,255
Operating Income (¥ million)	営業利益 (百万円)	72,302	69,233
Ordinary Income (¥ million)	経常利益 (百万円)	42,515	43,720
Net Income (¥ million)	当期純利益 (百万円)	17,764	26,698
Operating Income Margin (%)	営業利益率 (%)	7.25	6.98
Ordinary Income Margin (%)	経常利益率 (%)	4.26	4.41
Return on Sales (%)	当期純利益率 (%)	1.78	2.69
Operating Cash Flow (¥ million)	営業キャッシュ・フロー (百万円)	160,773	167,004
Free Cash Flow (¥ million)	フリーキャッシュ・フロー (百万円)	9,647	42,029
<b>NON-CONSOLIDATED</b>		<b>単体</b>	
Net Sales (¥ million)	売上高 (百万円)	870,838	869,939
Operating Income (¥ million)	営業利益 (百万円)	57,193	51,296
Ordinary Income (¥ million)	経常利益 (百万円)	36,405	34,929
Net Income (¥ million)	当期純利益 (百万円)	16,915	22,395
Operating Income Margin (%)	営業利益率 (%)	6.57	5.90
Ordinary Income Margin (%)	経常利益率 (%)	4.18	4.02
Return on Sales (%)	当期純利益率 (%)	1.94	2.57
Operating Cash Flow (¥ million)	営業キャッシュ・フロー (百万円)	135,986	139,150
Free Cash Flow (¥ million)	フリーキャッシュ・フロー (百万円)	-8,323	26,059

● Operating Cash Flow = Net Income + Amortization of Long-term Period Expenses + Depreciation 営業キャッシュ・フロー = 当期純利益 + 長期前払費用償却費 + 減価償却費  
 ● Free Cash Flow = Net Income + Amortization of Long-term Period Expenses + Depreciation - Capital Expenditures  
 フリーキャッシュ・フロー = 当期純利益 + 長期前払費用償却費 + 減価償却費 - 設備投資額

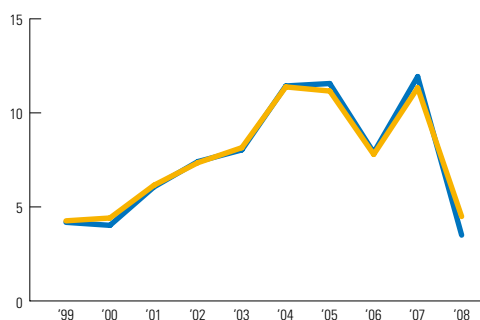
Ordinary Income (¥ billion) 経常利益 (十億円)



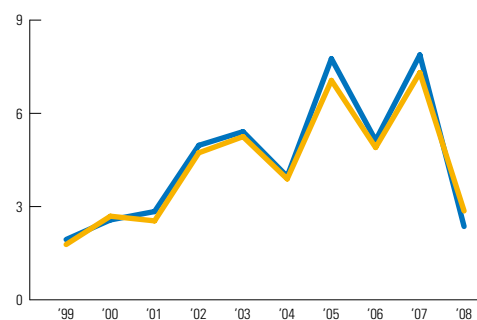
Net Income (¥ billion) 当期純利益 (十億円)



Ordinary Income Margin (%) 経常利益率 (%)



Return on Sales (%) 当期純利益率 (%)



	2001	2002	2003	2004	2005	2006	2007	2008
	1,086,770	1,097,589	1,127,633	1,151,824	1,190,783	1,266,501	1,376,958	<b>1,487,496</b>
	103,659	110,607	123,294	152,287	145,349	112,345	162,315	<b>70,048</b>
	66,875	80,626	91,955	131,093	132,856	98,689	156,039	<b>66,832</b>
	27,595	51,911	59,201	44,787	84,047	62,114	100,699	<b>42,487</b>
	9.54	10.08	10.93	13.22	12.21	8.87	11.79	<b>4.71</b>
	6.15	7.35	8.15	11.38	11.16	7.79	11.33	<b>4.49</b>
	2.54	4.73	5.25	3.89	7.06	4.90	7.31	<b>2.86</b>
	177,969	197,475	200,228	191,682	224,318	198,490	233,841	<b>184,908</b>
	66,572	92,178	88,240	84,241	116,789	79,055	109,285	<b>46,902</b>
	965,619	974,566	992,236	1,013,754	1,013,993	1,078,109	1,172,186	<b>1,268,048</b>
	85,790	92,299	100,108	126,954	120,167	90,990	136,778	<b>42,863</b>
	58,542	72,249	79,680	115,859	117,192	85,089	139,823	<b>44,376</b>
	27,400	48,451	53,633	40,273	78,666	55,299	92,340	<b>29,921</b>
	8.88	9.47	10.09	12.52	11.85	8.44	11.67	<b>3.38</b>
	6.06	7.41	8.03	11.43	11.56	7.89	11.93	<b>3.50</b>
	2.84	4.97	5.41	3.97	7.76	5.13	7.88	<b>2.36</b>
	154,524	167,957	168,270	160,048	187,993	156,889	190,344	<b>137,161</b>
	53,839	75,402	74,500	73,305	112,757	71,036	101,568	<b>44,774</b>