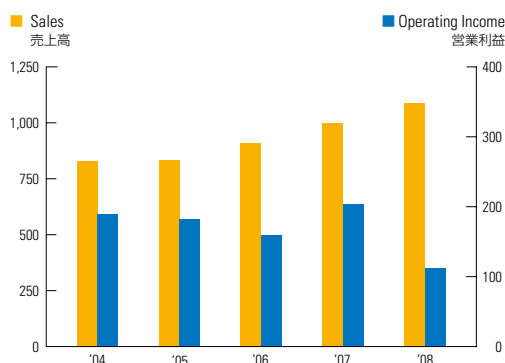
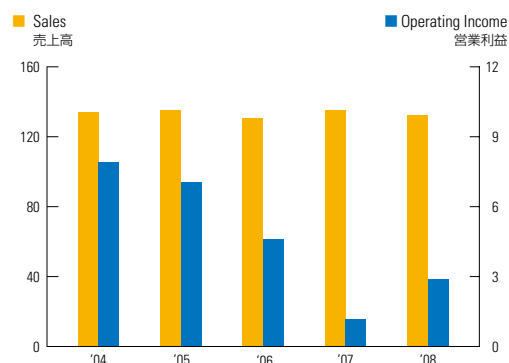


Gas Sales (¥ billion) ガス (十億円)



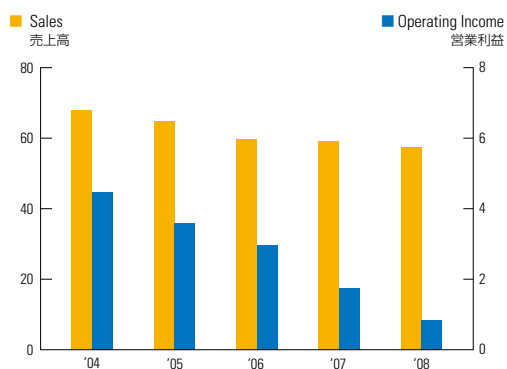
Gas Appliance Sales (¥ billion) ガス器具 (十億円)



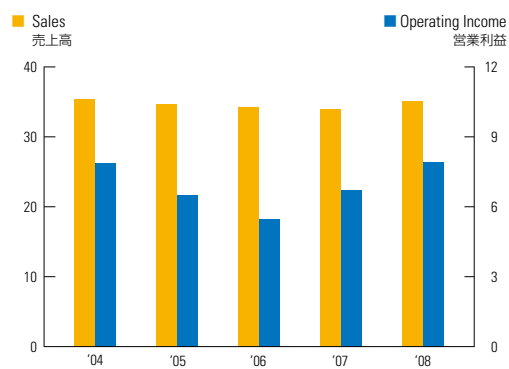
Fiscal years ended March 31	3月31日に終了した1年間	2003	2004	2005
<b>Gas Sales (¥ million)</b>	<b>ガス (百万円)</b>			
Sales	売上高	792,453	831,114	834,658
Operating Income	営業利益	160,223	189,365	182,684
Operating Income Margin	売上高営業利益率	20.22	22.78	21.89
<b>Gas Appliances Sales (¥ million)</b>	<b>ガス器具 (百万円)</b>			
Sales	売上高	142,635	133,873	135,108
Operating Income	営業利益	7,841	7,904	7,053
Operating Income Margin	売上高営業利益率	5.50	5.90	5.22
<b>Related Construction (¥ million)</b>	<b>受注工事 (百万円)</b>			
Sales	売上高	70,568	68,033	64,794
Operating Income	営業利益	4,174	4,455	3,574
Operating Income Margin	売上高営業利益率	5.91	6.55	5.52
<b>Real Estate Rental (¥ million)</b>	<b>不動産賃貸 (百万円)</b>			
Sales	売上高	36,346	35,443	34,701
Operating Income	営業利益	7,623	7,882	6,503
Operating Income Margin	売上高営業利益率	20.97	22.24	18.74
<b>Other Business (¥ million)</b>	<b>その他事業 (百万円)</b>			
Sales	売上高	158,326	172,160	234,720
Operating Income	営業利益	9,626	11,270	13,415
Operating Income Margin	売上高営業利益率	6.08	6.55	5.72
<b>Total (¥ million)</b>	<b>合計 (百万円)</b>			
Sales	売上高	1,200,330	1,240,625	1,303,983
Operating Income	営業利益	189,489	220,878	213,231
Operating Income Margin	売上高営業利益率	15.79	17.80	16.35
<b>Elimination or corporate (¥ million)</b>	<b>消去又は全社 (百万円)</b>			
Sales	売上高	-72,696	-88,800	-113,200
Operating Income	営業利益	-66,195	-68,591	-67,882
<b>Consolidated (¥ million)</b>	<b>連結 (百万円)</b>			
Sales	売上高	1,127,633	1,151,824	1,190,783
Operating Income	営業利益	123,294	152,287	145,349
Operating Income Margin	売上高営業利益率	10.93	13.22	12.21

● The scope of consolidation was 55 companies as of March 31, 2008.  
 連結子会社は、55社。(2008年3月末時点)

### Related Construction (¥ billion) 受注工事 (十億円)

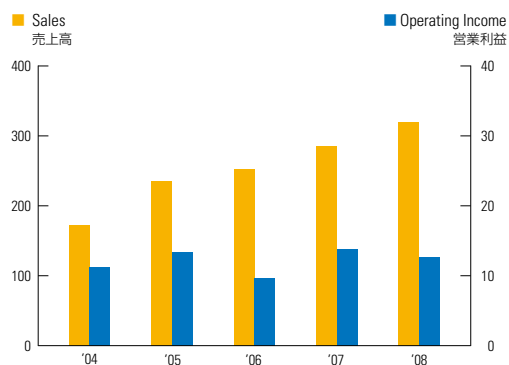


### Real Estate Rental (¥ billion) 不動産賃貸 (十億円)



2006	2007	2008
910,320	999,521	<b>1,087,044</b>
160,020	203,566	<b>111,663</b>
17.58	20.37	<b>10.27</b>
130,825	135,407	<b>132,326</b>
4,617	1,169	<b>2,909</b>
3.53	0.86	<b>2.20</b>
59,746	59,229	<b>57,325</b>
2,975	1,750	<b>828</b>
4.98	2.95	<b>1.44</b>
34,187	34,034	<b>35,169</b>
5,459	6,731	<b>7,963</b>
15.97	19.78	<b>22.64</b>
252,595	285,407	<b>320,361</b>
9,647	13,847	<b>12,768</b>
3.82	4.85	<b>3.99</b>
1,387,676	1,513,599	<b>1,632,228</b>
182,719	227,065	<b>136,133</b>
13.17	15.00	<b>8.34</b>
-121,175	-136,641	<b>-144,731</b>
-70,373	-64,750	<b>-66,084</b>
1,266,501	1,376,958	<b>1,487,496</b>
112,345	162,315	<b>70,048</b>
8.87	11.79	<b>4.71</b>

### Other Business (¥ billion) その他事業 (十億円)



#### Other Business

Energy services  
Industrial gas  
LPG  
System integration  
Power generation  
Credit leases  
Carriers  
Facility construction and engineering

#### 「その他」の主な事業内容

エネルギーサービス  
工業ガス  
LPG  
システムインテグレーション  
電力  
クレジット・リース  
船舶  
設備建築・エンジニアリング