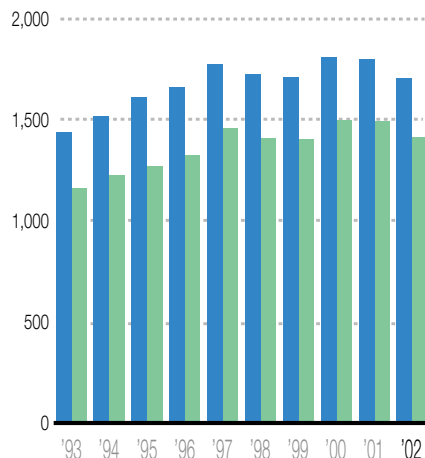


総資産

Total Assets

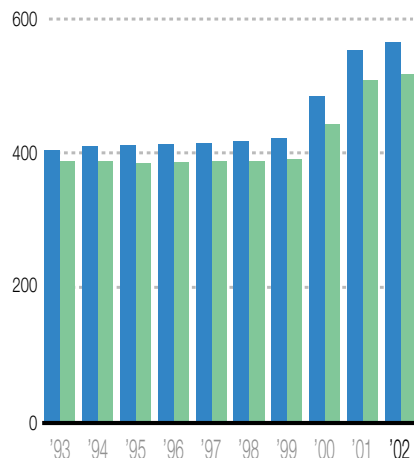
(十億円/¥ billions)



株主資本

Total Stockholders' Equity

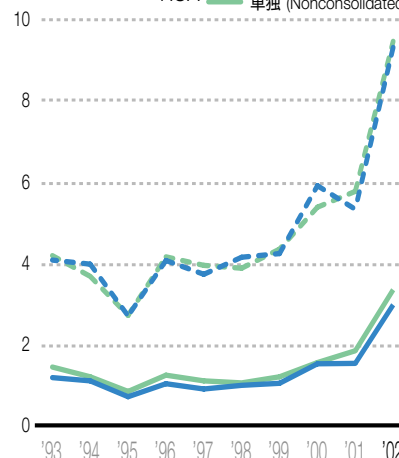
(十億円/¥ billions)



ROE & ROA

(%)

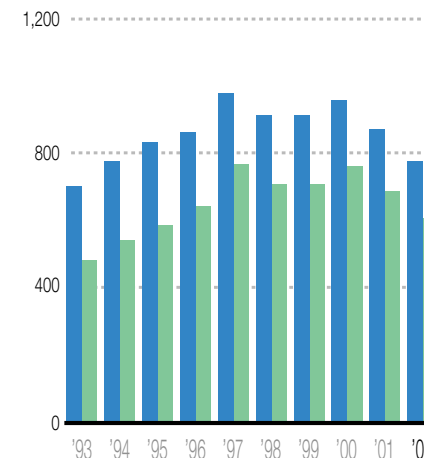
ROE 連結 (Consolidated)  
ROE 単独 (Nonconsolidated)  
ROA 連結 (Consolidated)  
ROA 単独 (Nonconsolidated)



有利子負債残高

Interest-Bearing Debt

(十億円/¥ billions)



各3月31日時点 At March 31

連結 Consolidated

	1993	1994	1995	1996	1997	1998	1999	2000	2001	2002
総資産 Total Assets	1,436,450	1,513,037	1,608,243	1,657,176	1,772,131	1,720,683	1,707,446	1,805,086	1,797,669	<b>1,702,712</b>
総資本利益率 (ROA %) Return on Assets (%)	1.18	1.10	0.71	1.03	0.90	0.99	1.04	1.52	1.53	<b>2.97</b>
株主資本 Total Stockholders' Equity	404,848	409,712	411,163	413,725	414,906	417,755	421,443	484,239	552,790	<b>564,077</b>
株主資本利益率 (ROE %) Return on Equity (%)	4.07	3.97	2.70	4.06	3.72	4.14	4.23	5.90	5.32	<b>9.30</b>
有利子負債残高 Interest-Bearing Debt	702,303	775,695	832,881	863,241	977,467	911,000	911,901	957,085	870,347	<b>775,894</b>
金融費用 Fund-Raising Expenses	17,041	19,373	27,101	28,595	31,207	26,214	22,393	23,366	22,866	<b>19,274</b>

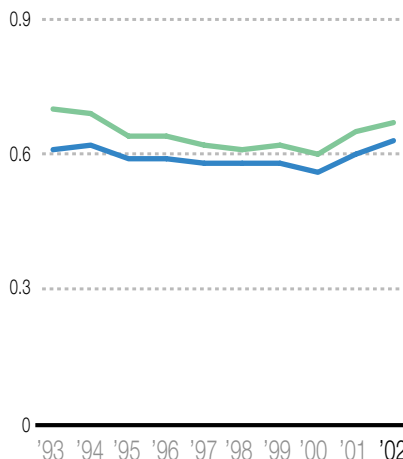
単独 Nonconsolidated

	1993	1994	1995	1996	1997	1998	1999	2000	2001	2002
総資産 Total Assets	1,160,801	1,223,890	1,266,207	1,322,537	1,457,733	1,407,889	1,399,820	1,493,699	1,490,157	<b>1,411,444</b>
総資本利益率 (ROA %) Return on Assets (%)	1.44	1.20	0.84	1.24	1.10	1.05	1.20	1.55	1.84	<b>3.34</b>
株主資本 Total Stockholders' Equity	388,159	388,287	384,618	386,501	387,623	388,512	391,295	443,363	508,185	<b>517,070</b>
株主資本利益率 (ROE %) Return on Equity (%)	4.18	3.67	2.71	4.15	3.94	3.87	4.34	5.37	5.76	<b>9.45</b>
有利子負債残高 Interest-Bearing Debt	483,074	542,626	586,840	643,129	767,493	707,692	708,245	761,946	685,523	<b>605,616</b>
金融費用 Fund-Raising Expenses	14,982	17,761	18,721	21,053	24,282	21,790	18,613	18,552	17,813	<b>15,130</b>

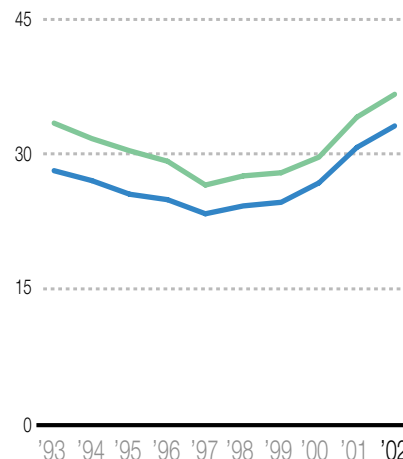
金融費用 = 支払利息 + 社債利息 + 社債発行費償却

Fund-Raising Expenses = Interest Expenses + Bond Interest Expenses + Bond Issue Cost Amortization

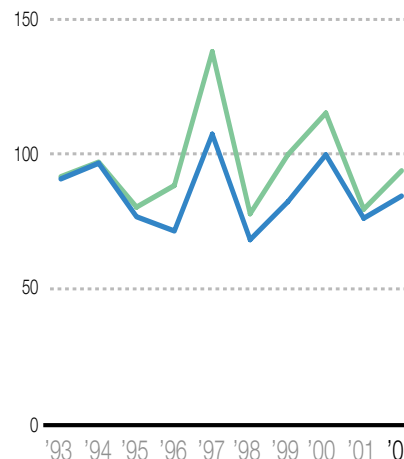
総資本回転率  
Total Assets Turnover  
(回/times)



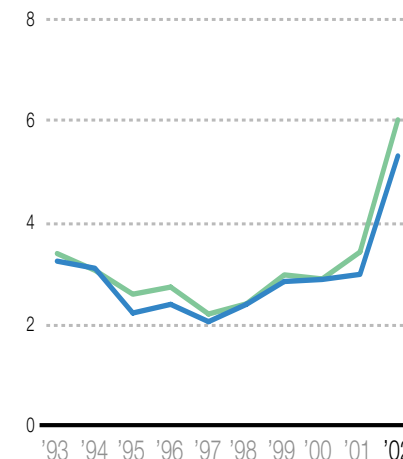
株主資本比率  
Equity Ratio  
(%)



流動比率  
Current Ratio  
(%)



インタレスト・カバレッジ・レシオ  
Interest Coverage Ratio  
(倍/times)



各3月31日時点 At March 31

	1993	1994	1995	1996	1997	1998	1999	2000	2001	2002
連結 Consolidated										
総資本回転率(回) Total Assets Turnover (times)	0.61	0.62	0.59	0.59	0.58	0.58	0.58	0.56	0.60	<b>0.63</b>
株主資本比率(%) Equity Ratio (%)	28.18	27.08	25.57	24.97	23.41	24.28	24.68	26.83	30.75	<b>33.13</b>
流動比率(%) Current Ratio (%)	90.89	96.67	76.94	71.69	107.39	68.47	82.53	99.80	76.38	<b>84.57</b>
デット・エクイティ・レシオ(倍) Debt-Equity Ratio (times)	1.73	1.89	2.03	2.09	2.36	2.18	2.16	1.98	1.57	<b>1.38</b>
インタレスト・カバレッジ・レシオ(倍) Interest Coverage Ratio (times)	3.23	3.09	2.21	2.38	2.04	2.38	2.83	2.87	2.97	<b>5.30</b>
負債利率(%) Interest Payment Ratio (%)	2.52	2.47	3.34	3.28	3.11	2.78	2.46	2.50	2.50	<b>2.34</b>
単独 Nonconsolidated										
総資本回転率(回) Total Assets Turnover (times)	0.70	0.69	0.64	0.64	0.62	0.61	0.62	0.60	0.65	<b>0.67</b>
株主資本比率(%) Equity Ratio (%)	33.44	31.73	30.38	29.22	26.59	27.60	27.95	29.68	34.10	<b>36.63</b>
流動比率(%) Current Ratio (%)	91.70	97.09	80.49	88.47	137.83	78.03	99.88	115.19	79.72	<b>93.91</b>
デット・エクイティ・レシオ(倍) Debt-Equity Ratio (times)	1.24	1.40	1.53	1.66	1.98	1.82	1.81	1.72	1.35	<b>1.17</b>
インタレスト・カバレッジ・レシオ(倍) Interest Coverage Ratio (times)	3.38	3.05	2.58	2.72	2.19	2.39	2.96	2.88	3.41	<b>6.01</b>
負債利率(%) Interest Payment Ratio (%)	3.25	3.24	3.28	3.30	3.07	2.95	2.60	2.49	2.45	<b>2.34</b>

総資本回転率 = 売上高 ÷ 総資本(期中平均)

株主資本比率 = 株主資本(期末) ÷ 総資本(期末) × 100

流動比率 = 流動資産(期末) ÷ 流動負債(期末) × 100

デット・エクイティ・レシオ = 有利子負債(期末) ÷ 株主資本(期末)

インタレスト・カバレッジ・レシオ(連結) = (税金等調整前利益 + 金融費用) ÷ 金融費用

インタレスト・カバレッジ・レシオ(単体) = (税引前当期純利益 + 金融費用) ÷ 金融費用

負債利率 = (支払利息 + 社債利息) ÷ 有利子負債(期中平均) × 100

Total Assets Turnover = Net Sales/Average Total Assets

Equity Ratio = Stockholders' Equity (year-end)/Total Assets (year-end) × 100

Current Ratio = Current Assets (year-end)/Current Liabilities (year-end) × 100

Debt-Equity Ratio = Interest-Bearing Debt (year-end)/Stockholders' Equity (year-end)

Interest Coverage Ratio = (Income before Income Taxes+Finance Expenses)/Finance Expenses

Interest Payment Ratio = (Interest Expenses+Bond Interest Expenses)/Interest-Bearing Debt (average) × 100