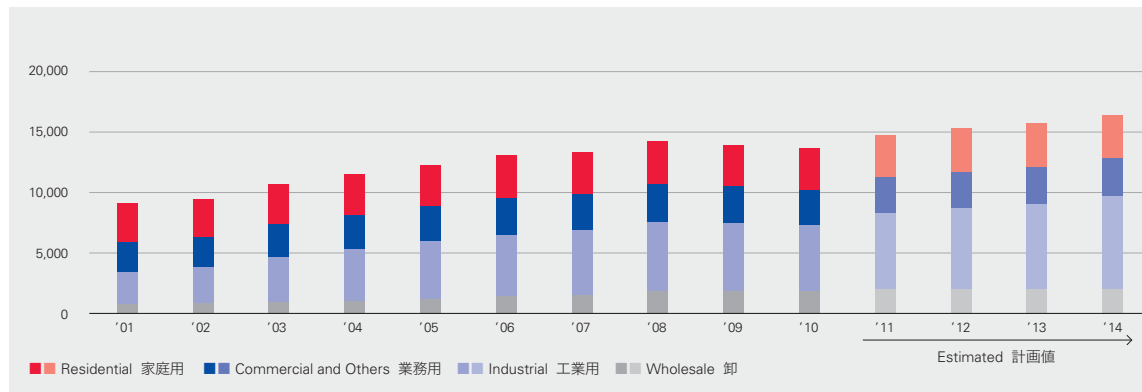


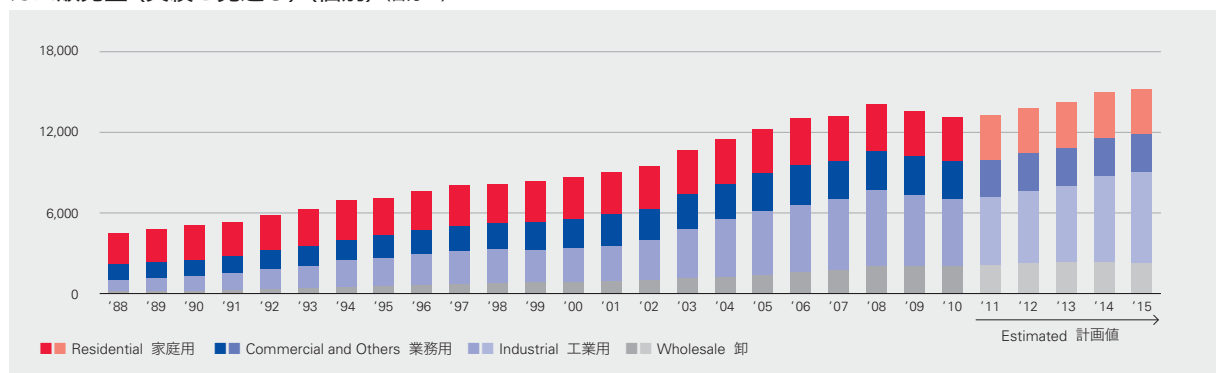
# GAS SALES VOLUME

## ガス販売量

Gas Sales Volume (Results and Forecasts) (Consolidated) (million m<sup>3</sup>)  
 ガス販売量 (実績と見通し) (連結) (百万m<sup>3</sup>)



Gas Sales Volume (Results and Forecasts) (Non-consolidated) (million m<sup>3</sup>)  
 ガス販売量 (実績と見通し) (個別) (百万m<sup>3</sup>)



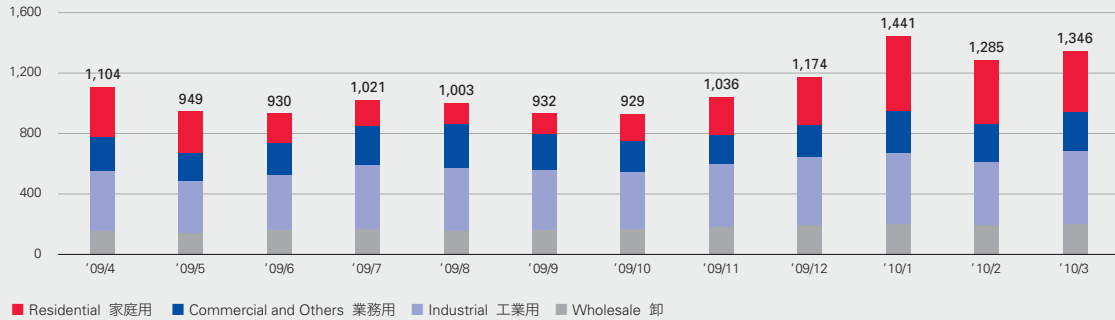
For the years ended March 31	3月31日に終了した1年間	2001	2002	2003
<b>CONSOLIDATED</b>	<b>連結</b>			
<b>Gas Sales Volume</b> (million m <sup>3</sup> )	<b>ガス販売量</b> (百万m <sup>3</sup> )			
Residential	家庭用	3,241	3,192	3,379
Commercial and Others	業務用	2,408	2,418	2,652
Industrial	工業用	2,630	3,011	3,716
Wholesale	卸	808	821	966
Total	合計	9,085	9,442	10,715
<b>NON-CONSOLIDATED</b>	<b>個別</b>			
<b>Gas Sales Volume</b> (million m <sup>3</sup> )	<b>ガス販売量</b> (百万m <sup>3</sup> )			
Residential	家庭用	3,193	3,144	3,330
Commercial and Others	業務用	2,333	2,337	2,562
Public and Medical	うち公用及び医療用	703	707	785
Industrial	工業用	2,597	2,979	3,682
Wholesale	卸	955	973	1,133
Total	合計	9,078	9,433	10,707

Megajoules (MJ) are used as the caloric unit, calculated on the basis of 45 MJ/m<sup>3</sup>.  
 As Tokyo Gas changed the standard caloric value in February 2006 from 46.047 MJ/m<sup>3</sup> to 45 MJ/m<sup>3</sup>, the previous year's sales volumes were adjusted retroactively to reflect the new figure.

熱量の単位として、メガジュール (MJ) を用いており、次ページ以降も含め 1m<sup>3</sup>=45MJで換算します。  
 2006年2月のガス標準熱量変更に伴い、過去の販売量も46.047MJ/m<sup>3</sup>から45MJ/m<sup>3</sup>に調整して表示しております。

Monthly Gas Sales (Non-consolidated) (million m<sup>3</sup>)  
月次販売量 (個別) (百万m<sup>3</sup>)

Year ended March 31, 2010  
2010年3月期



■ Residential 家庭用 ■ Commercial and Others 業務用 ■ Industrial 工業用 ■ Wholesale 卸

Estimates 計画値

2004	2005	2006	2007	2008	2009	2010	2011	2012	2013	2014	2015
3,369	3,317	3,547	3,452	3,529	3,468	<b>3,437</b>	3,542	3,564	3,587	3,612	—
2,758	2,969	3,085	2,972	3,126	3,011	<b>2,943</b>	3,008	3,036	3,059	3,083	—
4,299	4,745	5,043	5,336	5,732	5,623	<b>5,446</b>	6,229	6,665	7,031	7,690	—
1,054	1,199	1,422	1,554	1,828	1,840	<b>1,841</b>	2,010	2,009	2,016	2,031	—
11,479	12,230	13,098	13,315	14,215	13,942	<b>13,666</b>	14,788	15,274	15,694	16,416	—
3,319	3,260	3,468	3,356	3,427	3,368	<b>3,332</b>	3,357	3,353	3,355	3,359	3,364
2,665	2,866	2,963	2,830	2,975	2,868	<b>2,792</b>	2,781	2,826	2,844	2,863	2,868
823	897	927	867	928	916	<b>936</b>	929	944	949	954	955
4,263	4,696	4,965	5,232	5,593	5,280	<b>4,952</b>	5,002	5,339	5,670	6,374	6,722
1,224	1,390	1,628	1,770	2,058	2,073	<b>2,073</b>	2,147	2,272	2,321	2,339	2,265
11,471	12,212	13,024	13,188	14,053	13,589	<b>13,150</b>	13,286	13,791	14,190	14,934	15,219

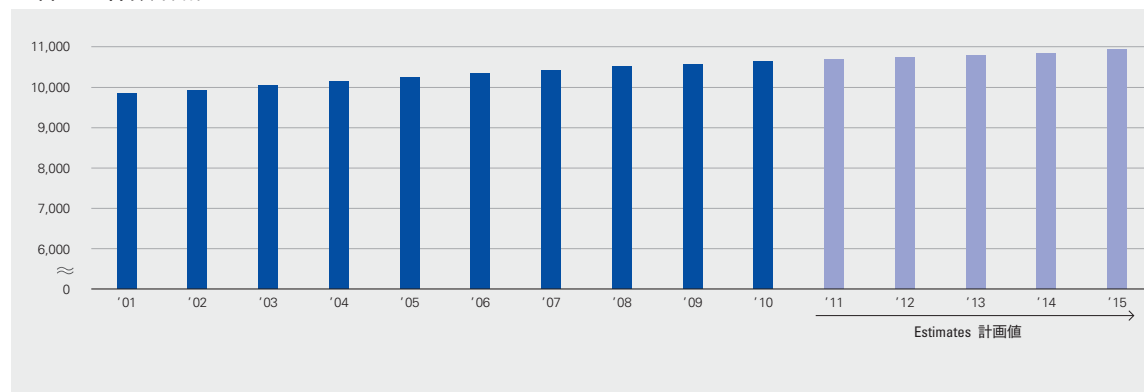
Large-volume supply (annual consumption of 2 million m<sup>3</sup> or more) was deregulated in March 1995. In November 1999, this was expanded to include consumption of 1 million m<sup>3</sup> or more per year, and in April 2004, to include consumption of 500,000 m<sup>3</sup> or more. In April 2007, it was expanded again to include consumption of 100,000 m<sup>3</sup> or more. Results for the year ended March 31, 2010 and estimates for the years ending March 31, 2011 and after are based on the current standard (consumption of 100,000 m<sup>3</sup> or more per year).

1995年3月より年間ガス消費量200万m<sup>3</sup>以上の需要家が大口需要として自由化されました。さらに1999年11月より100万m<sup>3</sup>以上、2004年4月より50万m<sup>3</sup>以上、2007年4月より10万m<sup>3</sup>以上に対象が拡大されました。なお、2010年3月期の実績と2011年3月期以降の見通しは、現行の基準(年間ガス消費量10万m<sup>3</sup>以上)に基づいています。

# GAS SALES VOLUME

## ガス販売量

Number of Customers (thousands)  
お客さま件数 (千件)



For the years ended March 31

3月31日に終了した1年間

2001

2002

2003

### CONSOLIDATED

### 連結

Number of Customers (thousands)

お客さま件数 (千件)

—

—

—

### NON-CONSOLIDATED

### 個別

Number of Customers (thousands)

お客さま件数 (千件)

Residential	家庭用	8,273	8,445	8,637
Commercial and Others	業務用	575	574	582
Public and Medical	うち公用及び医療用	75	77	80
Industrial	工業用	25	25	25
Total	合計	8,872	9,044	9,244

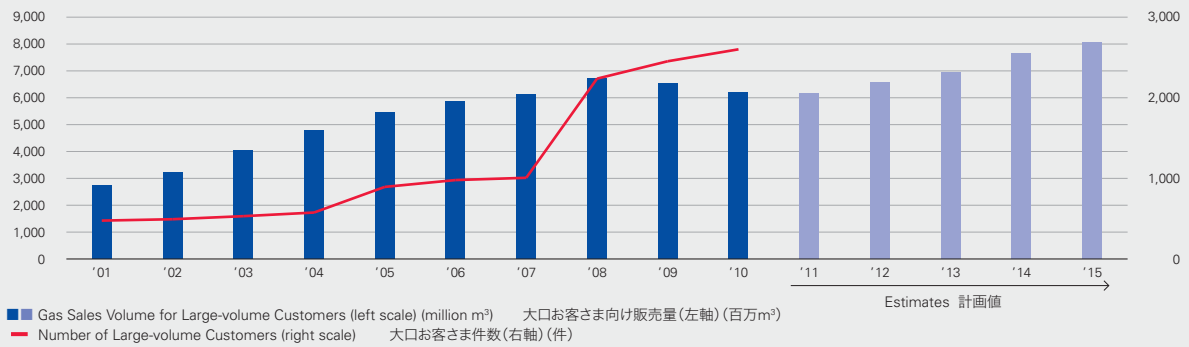
### Large-volume Gas Demand

### 大口需要動向

Gas Sales Volume for Large-volume Customers (million m <sup>3</sup> )	販売量 (百万m <sup>3</sup> )	2,750	3,222	4,056
Percentage of Total Gas Sales Volume	占有率	30.3%	34.2%	37.9%
Number of Customers	期末件数	476	493	531

Gas Sales Volume for Large-volume Customers (million m<sup>3</sup>)  
大口お客さま向け販売量 (百万m<sup>3</sup>)

Number of Large-volume Customers  
大口お客さま件数 (件)



Estimates 計画値

2004	2005	2006	2007	2008	2009	2010	2011	2012	2013	2014	2015
9,567	9,783	10,016	10,207	10,380	10,513	<b>10,637</b>	—	—	—	—	—
8,826	9,006	9,178	9,314	9,481	9,612	<b>9,702</b>	—	—	—	—	—
593	606	613	614	616	617	<b>613</b>	—	—	—	—	—
83	85	87	88	90	92	<b>92</b>	—	—	—	—	—
26	27	27	27	26	26	<b>26</b>	—	—	—	—	—
9,445	9,639	9,818	9,955	10,124	10,256	<b>10,340</b>	10,425	10,523	10,626	10,733	10,842
4,784	5,436	5,875	6,109	6,713	6,516	<b>6,199</b>	6,288	6,638	6,980	7,699	8,046
41.7%	44.5%	45.1%	46.3%	47.8%	48.0%	<b>47.9%</b>	47.3%	48.1%	49.2%	51.6%	52.9%
576	894	979	1,077	2,237	2,453	<b>2,601</b>	—	—	—	—	—