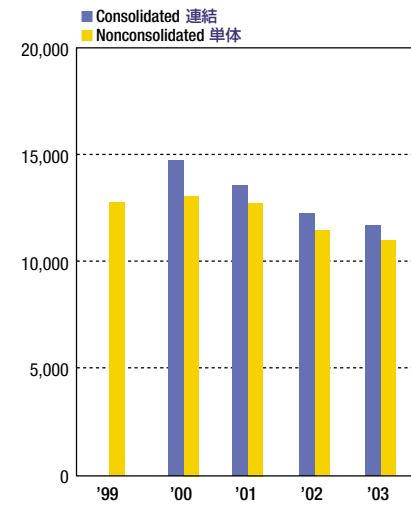


R&D Expenses

研究開発費

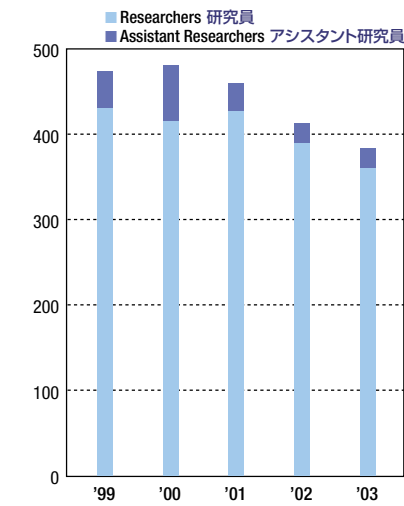
(¥ millions/百万円)



Researchers

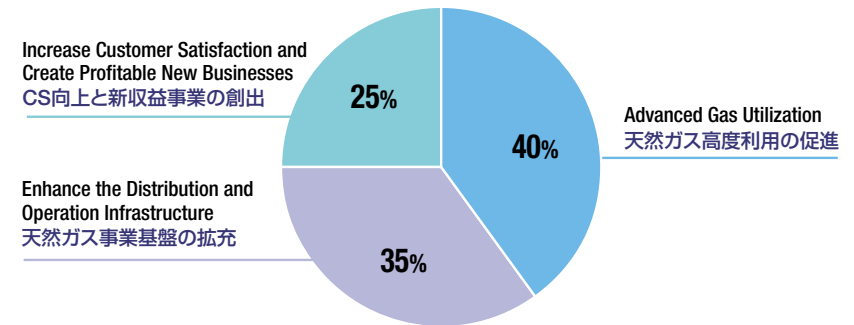
研究開発人員

(人)



R&D Expenses Composition by Objective (Consolidated)

分野別研究開発費内訳(連結)

(As of March 2003)
(2003/3)

At March 31 各3月31日時点	1994	1995	1996	1997	1998	1999	2000	2001	2002	2003
R&D Expenses (Consolidated) 研究開発費(連結)	—	—	—	—	—	—	14,680	13,517	12,225	11,671
R&D Expenses (Nonconsolidated) 研究開発費(単独)	16,988	14,784	14,856	14,235	14,248	12,748	13,041	12,721	11,440	10,972
As Percentage of Net Sales 対売上高比率(%)	—	—	—	—	1.62	1.46	1.50	1.32	1.17	1.11
Number of Researchers 研究員(人)	—	—	—	—	424	431	415	427	390	361
Number of Assistant Researchers アシスタント研究員(人)	—	—	—	—	55	43	66	33	23	23
Advanced Gas Utilization 天然ガス高度利用の促進(%)	—	—	—	—	—	—	—	59	52	40
Enhance the Distribution and Operation Infrastructure 天然ガス事業基盤の拡充(%)	—	—	—	—	—	—	—	31	35	35
Increase Customer Satisfaction and Create Profitable New Businesses CS向上と新収益事業の創出(%)	—	—	—	—	—	—	—	10	13	25
Total 合計	—	—	—	—	—	—	—	100	100	100