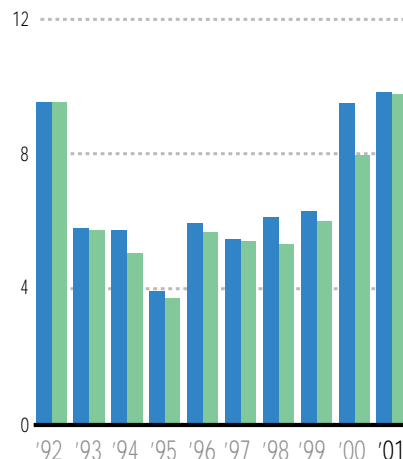
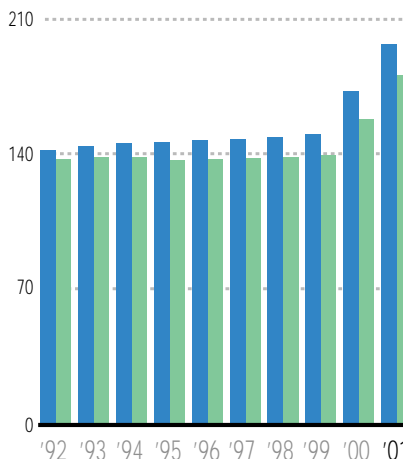


財務データ(投資指標) Financial Data (Performance Indicators)

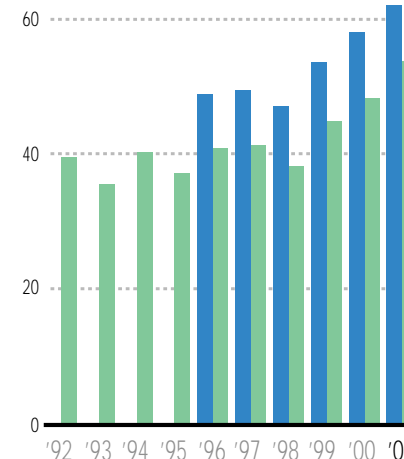
一株当たり当期利益 (EPS)
Earnings per Share
(円/株)



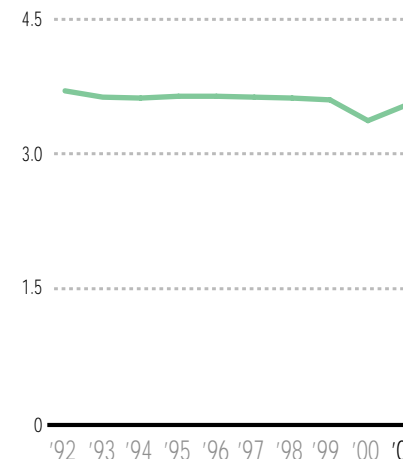
一株当たり株主資本 (BPS)
Book Value per Share
(円/株)



一株当たりキャッシュフロー (CFPS)
Cash Flow per Share
(円/株)



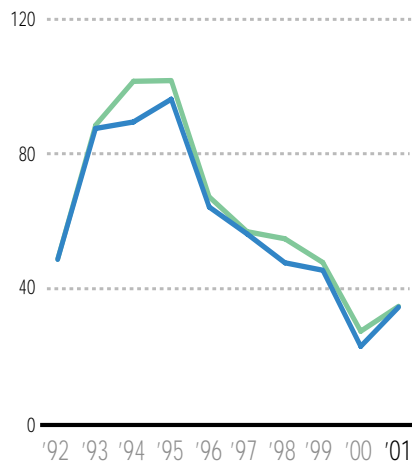
株主資本配当率
Dividends on Equity
(%)



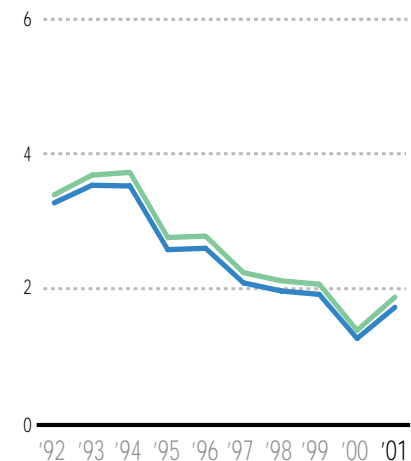
	(円/株)									
各3月31日時点 At March 31	1992	1993	1994	1995	1996	1997	1998	1999	2000	2001
連 結 Consolidated										
一株当たり当期利益 (EPS) Earnings per Share	9.54	5.82	5.76	3.94	5.96	5.49	6.14	6.32	9.50	9.82
一株当たり株主資本 (BPS) Book Value per Share	142.21	144.07	145.81	146.32	147.23	147.65	148.67	149.98	172.33	196.72
一株当たりキャッシュフロー (CFPS) Cash Flow per Share	-	-	-	-	48.87	49.47	47.02	53.50	57.98	61.93
単 独 Nonconsolidated										
一株当たり当期利益 (EPS) Earnings per Share	9.53	5.76	5.07	3.73	5.70	5.43	5.34	6.02	7.97	9.75
一株当たり株主資本 (BPS) Book Value per Share	137.41	138.14	138.18	136.88	137.55	137.94	138.26	139.25	157.78	180.85
一株当たりキャッシュフロー (CFPS) Cash Flow per Share	39.60	35.47	40.03	37.20	40.87	41.24	38.23	44.83	48.21	53.73
年間配当総額(百万円) Cash Dividends (¥ millions)	14,049	14,049	14,049	14,049	14,049	14,049	14,050	14,050	14,050	16,860
株主資本配当率 (%) Dividends on Equity (%)	3.70	3.63	3.62	3.64	3.64	3.63	3.62	3.60	3.37	3.54

株主資本配当率 = 年間配当金 ÷ 株主資本(期中平均) × 100
 一株当たりキャッシュフロー = (当期利益 + 減価償却費) ÷ 発行済株式総数
 Dividends on Equity = Annual Cash Dividends / Stockholders' Equity (year-end) × 100
 Cash Flow per Share = (Net Income + Depreciation and Amortization) / Numbers of Shares Outstanding (year-end)

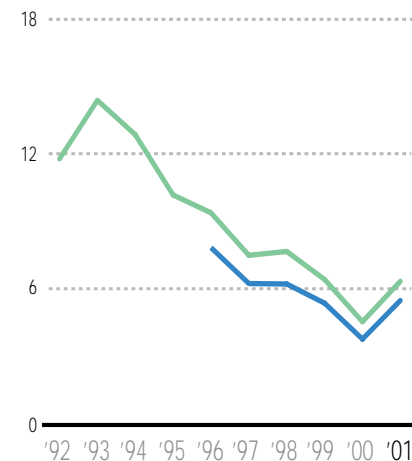
PER
Price Earnings Ratio
(倍/times)



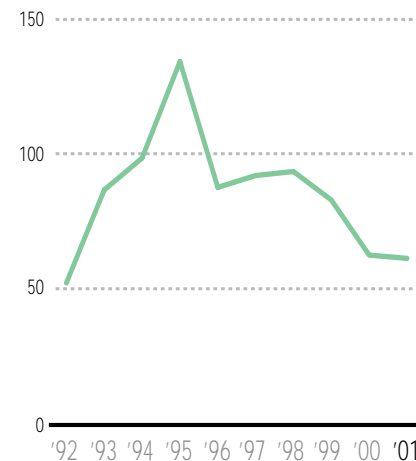
PBR
Price Book Value Ratio
(倍/times)



PCFR
Price Cash Flow Ratio
(倍/times)



配当性向
Payout Ratio
(%)



各 3 月 31 日時点 At March 31

連 結 Consolidated

	1992	1993	1994	1995	1996	1997	1998	1999	2000	2001
PER(倍) Price Earnings Ratio (times)	48.94	87.56	89.48	96.20	64.38	56.45	47.92	45.72	23.26	34.83
PBR(倍) Price Book Value Ratio (times)	3.28	3.54	3.53	2.59	2.61	2.10	1.98	1.93	1.28	1.74
PCFR(倍) Price Cash Flow Ratio (times)	-	-	-	-	7.86	6.27	6.25	5.40	3.81	5.52

単 独 Nonconsolidated

PER(倍) Price Earnings Ratio (times)	49.00	88.50	101.48	101.69	67.38	57.10	55.01	48.01	27.73	35.07
PBR(倍) Price Book Value Ratio (times)	3.40	3.69	3.73	2.77	2.79	2.25	2.13	2.08	1.40	1.89
PCFR(倍) Price Cash Flow Ratio (times)	11.79	14.38	12.86	10.19	9.40	7.52	7.69	6.45	4.58	6.37
配当性向(%) Payout Ratio (%)	52.50	86.77	98.53	134.15	87.73	92.10	93.56	83.06	62.74	61.53
1株当たり配当金(円) Cash Dividends per Share (¥)	5.00	5.00	5.00	5.00	5.00	5.00	5.00	5.00	5.00	6.00

PCFR = 期末株価 ÷ CFPS

PCFR = Stock Price (year-end)/CFPS