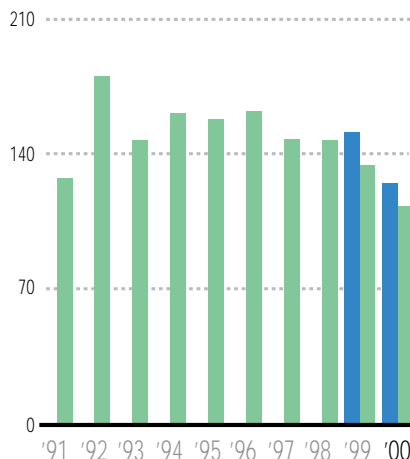


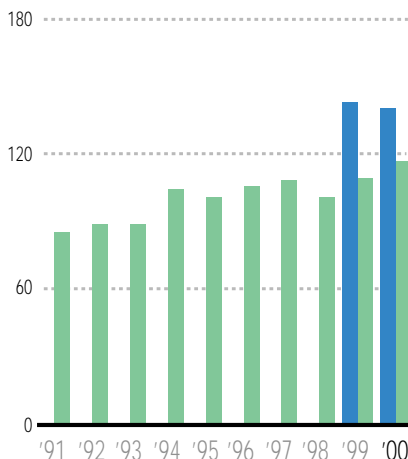
財務データ(設備投資その他) Financial Data (Capital Expenditure, etc.)

■ 連続(Consolidated) ■ 単独(Nonconsolidated)

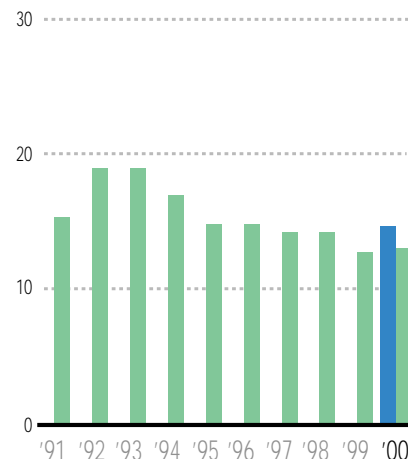
設備投資額
Capital Expenditure
(十億円/¥ billions)



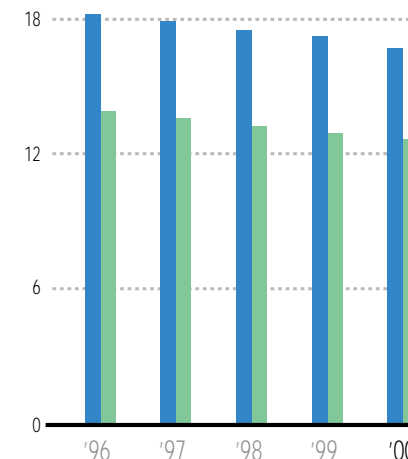
減価償却費
Depreciation and Amortization
(十億円/¥ billions)



研究開発費
R&D Expenses
(十億円/¥ billions)



従業員数
Number of Employees
(千人/thousands)



(単位 Unit : 百万円/¥ millions)

3月31日に終了した1年間 Fiscal years ended March 31	1991	1992	1993	1994	1995	1996	1997	1998	1999	2000
単独(連結) Nonconsolidated (Consolidated)										
設備投資 Capital Expenditure	127,612	180,281	147,376	161,203	157,998	161,994	147,464	147,105	134,309	113,091 (151,126) (124,975)
減価償却費 Depreciation and Amortization	85,406	88,746	88,820	104,294	100,749	105,949	108,214	100,854	109,071	116,755 (143,009) (140,306)
研究開発費 R&D Expenses	15,356	18,949	18,952	16,988	14,784	14,856	14,235	14,248	12,748	13,041 (14,680)
従業員数(人) Number of Employees	-	-	-	-	-	13,893	13,578	13,224	12,933	12,661 (18,183) (17,873) (17,475) (17,204) (16,685)

減価償却費には長期前払費用を含んでおります。
従業員数は常勤の就業人員数を記載しており、臨時従業員を含みません。
上記データの連結開示は2000年3月期より行っており、1999年3月期以前のデータは可能な範囲で掲載しております。
Long-Term Prepaid Expenses are included in Depreciation and Amortization.
"Employees" refers to permanent full-time staff and does not include part-timers.
The Company began disclosing the above consolidated figures for the fiscal year ended March 31, 2000. Where possible, consolidated figures for the previous fiscal year have also been calculated.