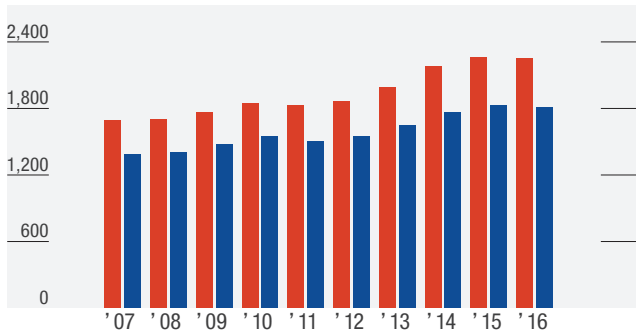


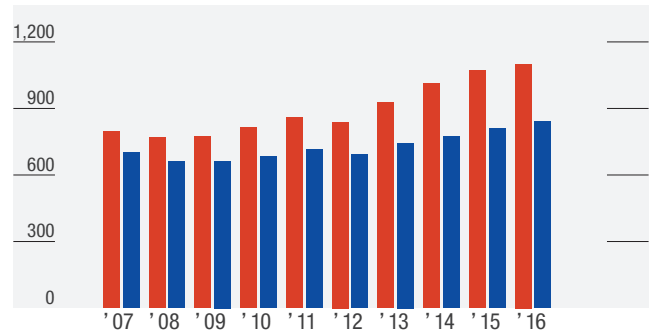
Financial Data (Efficiency and Soundness) 財務データ(効率性/安全性)

■ Consolidated 連結 ■ Non-Consolidated 個別

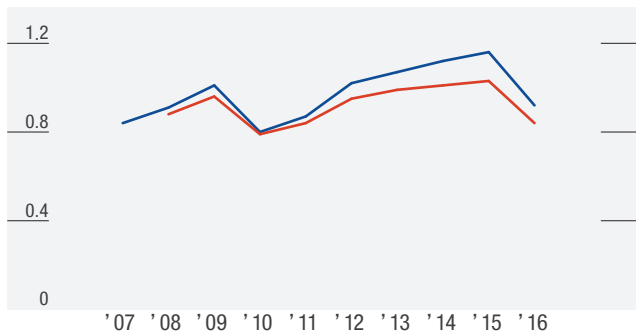
Total Assets (¥ billion) 総資産(十億円)



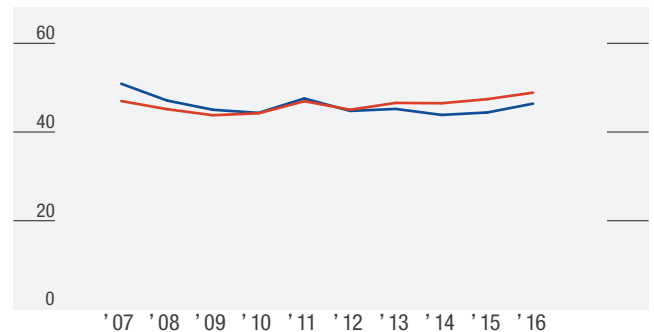
Equity (¥ billion) 自己資本(十億円)



Total Asset Turnover (times) 総資産回転率(回)



Equity Ratio (%) 自己資本比率(%)

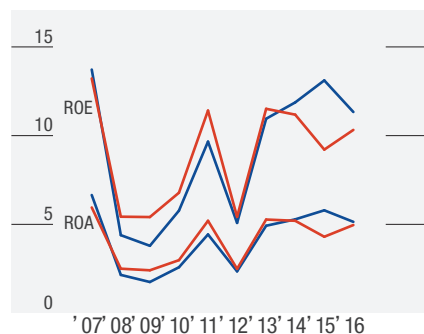
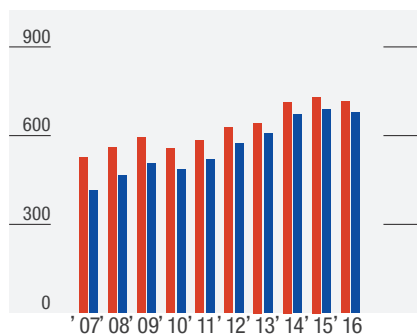
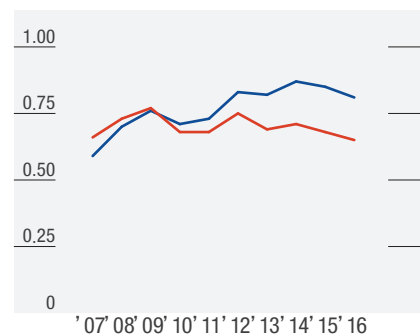
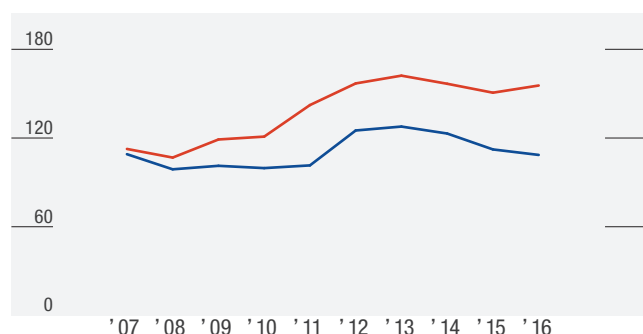
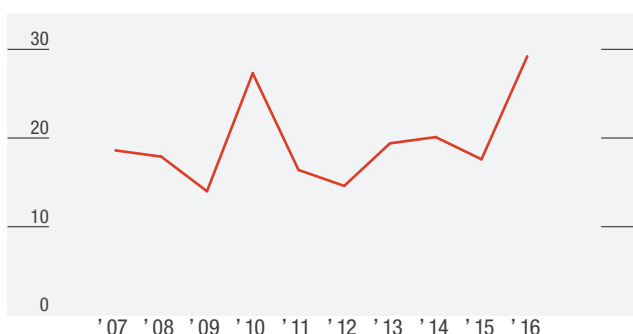


For the years ended March 31	3月31日に終了した1年間	2007	2008
CONSOLIDATED	連結		
Total Assets (¥ million)	総資産(百万円)	1,692,635	1,703,651
ROA (Return on Assets) (%)	ROA(総資産利益率)(%)	5.95	2.50
Equity (¥ million)	自己資本(百万円)	795,101	769,072
ROE (Return on Equity) (%)	ROE(自己資本利益率)(%)	13.22	5.43
Interest-bearing Debt (¥ million)	有利子負債残高(百万円)	525,467	558,716
Net Interest-bearing Debt (¥ million)	ネット有利子負債残高(百万円)	482,851	512,624
Fund-raising Expenses (¥ million)	金融費用(百万円)	10,369	10,460
Total Asset Turnover (times)	総資産回転率(回)	0.81	0.88
Equity Ratio (%)	自己資本比率(%)	46.97	45.14
Current Ratio (%)	流動比率(%)	112.60	106.76
D/E (Debt-Equity) Ratio (times)	D/E レシオ(倍)	0.66	0.73
Interest Coverage Ratio (times)	インタレスト・カバレッジ・レシオ(倍)	18.6	17.9
Interest Payment Ratio (%)	負債利率(%)	1.91	1.93
TEP (¥100 million)	TEP(億円)	538	17
WACC (%)	WACC(%)	3.8	3.6
NON-CONSOLIDATED	個別		
Total Assets (¥ million)	総資産(百万円)	1,382,259	1,401,464
ROA (Return on Assets) (%)	ROA(総資産利益率)(%)	6.65	2.15
Equity (¥ million)	自己資本(百万円)	703,173	660,000
ROE (Return on Equity) (%)	ROE(自己資本利益率)(%)	13.72	4.39
Interest-bearing Debt (¥ million)	有利子負債残高(百万円)	414,275	465,276
Net Interest-bearing Debt (¥ million)	ネット有利子負債残高(百万円)	391,134	453,446
Fund-raising Expenses (¥ million)	金融費用(百万円)	7,403	7,858
Total Asset Turnover (times)	総資産回転率(回)	0.84	0.91
Equity Ratio (%)	自己資本比率(%)	50.87	47.09
Current Ratio (%)	流動比率(%)	109.05	98.82
D/E (Debt-Equity) Ratio (times)	D/E レシオ(倍)	0.59	0.70
Interest Payment Ratio (%)	負債利率(%)	1.72	1.75

Net Interest-bearing Debt = Interest-bearing Debt - Cash and Deposits
 Fund-raising Expenses = Interest Expenses + Interest on Bonds + Amortization of Bond Issuance Cost
 Total Asset Turnover = Net Sales / Total Assets (average)
 Equity Ratio = Equity (year-end) / Total Assets (year-end) × 100

ネット有利子負債残高 = 有利子負債 - 現金及び預金
 金融費用 = 支払利息 + 社債利息 + 社債発行費償却
 総資産回転率 = 売上高 ÷ 総資産(期中平均)
 自己資本比率 = 自己資本(期末) ÷ 総資産(期末) × 100

ROE & ROA (%)

Interest-bearing Debt (¥ billion)
有利子負債残高(十億円)D/E (Debt-Equity) Ratio (times)
D/E レシオ(倍)Current Ratio (%)
流動比率(%)Interest Coverage Ratio (times)
インタレスト・カバレッジ・レシオ(倍)

	2009	2010	2011	2012	2013	2014	2015	2016
1,764,185	1,840,972	1,829,661	1,863,885	1,992,403	2,176,816	2,257,662	2,251,518	
2.41	2.98	5.20	2.49	5.27	5.20	4.32	4.96	
772,365	813,886	858,920	839,166	927,634	1,011,787	1,069,515	1,100,271	
5.41	6.78	11.41	5.42	11.51	11.18	9.21	10.32	
593,230	555,919	584,169	625,830	642,550	713,823	730,739	715,769	
526,325	448,523	493,867	545,681	561,881	640,844	644,246	545,507	
10,869	10,303	9,689	10,184	11,366	12,313	12,659	12,158	
0.96	0.79	0.84	0.95	0.99	1.01	1.03	0.84	
43.78	44.21	46.94	45.02	46.56	46.48	47.37	48.87	
118.99	120.93	142.26	156.89	162.16	156.67	150.63	155.48	
0.77	0.68	0.68	0.75	0.69	0.71	0.68	0.65	
14.0	27.3	16.4	14.6	19.4	20.1	17.6	29.2	
1.89	1.79	1.70	1.68	1.79	1.82	1.75	1.68	
-48	186	640	91	598	507	434	676	
3.4	3.2	3.3	3.1	3.2	3.2	3.6	3.4	
1,472,344	1,543,535	1,501,164	1,543,598	1,646,574	1,763,621	1,827,125	1,810,657	
1.75	2.58	4.43	2.35	4.92	5.28	5.79	5.14	
662,658	683,995	713,980	690,732	744,329	773,280	810,965	840,020	
3.79	5.77	9.66	5.08	10.95	11.87	13.11	11.33	
506,876	483,773	518,478	574,458	608,295	671,014	688,026	676,489	
483,762	427,400	478,188	558,453	586,387	648,906	659,697	582,971	
8,862	8,465	8,324	8,904	9,592	10,572	10,745	10,513	
1.01	0.80	0.87	1.02	1.07	1.12	1.16	0.92	
45.01	44.31	47.56	44.75	45.20	43.85	44.38	46.39	
101.19	99.64	101.47	125.07	127.73	123.02	112.27	108.55	
0.76	0.71	0.73	0.83	0.82	0.87	0.85	0.81	
1.81	1.69	1.62	1.60	1.60	1.62	1.57	1.54	

Current Ratio = Current Assets (year-end) / Current Liabilities (year-end) × 100
 Debt-Equity Ratio = Interest-bearing Debt (year-end) / Equity (year-end)
 Interest Coverage Ratio = Operating Cash Flows / Interests Expenses
 Interest Payment Ratio = (Interest Expenses + Interest on Bonds) / Interest-bearing Debt (average) × 100
 TEP = After-tax & pre-interest-payment profit - capital cost (cost of interest-bearing debt + shareholder capital cost)

流動比率 = 流動資産(期末) ÷ 流動負債(期末) × 100
 D/E レシオ = 有利子負債(期末) ÷ 自己資本(期末)
 インタレスト・カバレッジ・レシオ = 営業活動によるキャッシュ・フロー / 利息支払額
 負債利率 = (支払利息 + 社債利息) ÷ 有利子負債(期中平均) × 100
 TEP = 税引後・利払前利益 - 資本コスト(有利子負債コスト + 株主資本コスト)