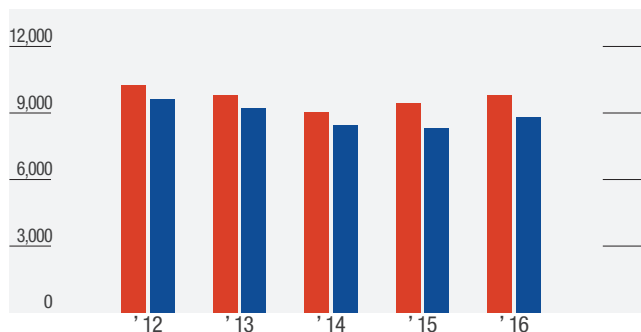


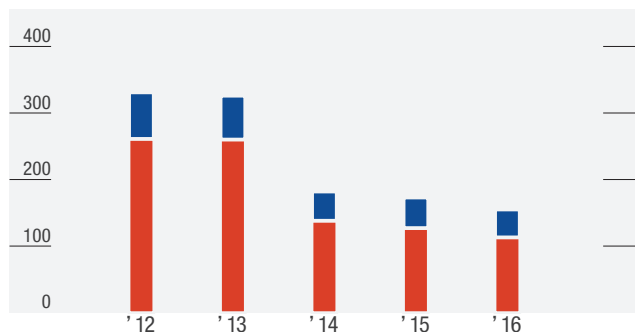
## R&D Data 研究開発関連データ

### R&D Expense (¥ million) 研究開発費(百万円)



■ Consolidated 連結 ■ Non-Consolidated 個別

### Number of Researchers (Non-Consolidated) (persons) 研究開発人員(個別)(人)



■ Researchers 研究員 ■ Assistant Researchers アシスタント研究員



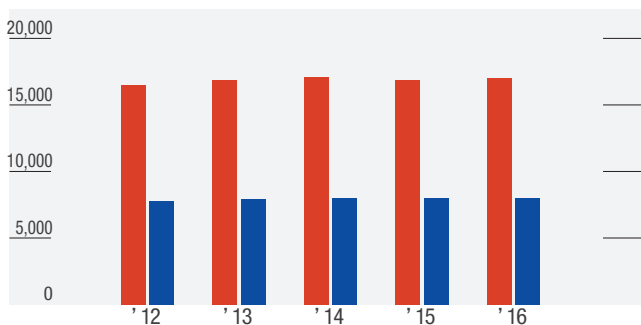
For the years ended March 31	3月31日に終了した1年間	2007	2008	2009	2010	2011	2012	2013	2014	2015	2016
R&D Expense (Consolidated) (¥ million)	研究開発費(連結)(百万円)	10,276	9,950	9,164	9,232	9,913	10,242	9,809	9,056	9,432	<b>9,809</b>
R&D Expense (Non-Consolidated) (¥ million)	研究開発費(個別)(百万円)	9,009	9,079	8,306	8,926	9,635	9,605	9,204	8,474	8,303	<b>8,794</b>
As Percentage of Net Sales (Non-Consolidated) (%)	対売上高比率(個別)(%)	0.77	0.72	0.57	0.74	0.72	0.62	0.54	0.44	0.40	<b>0.52</b>
Number of Researchers (Non-Consolidated) (persons)	研究員(個別)(人)	328	324	322	275	255	261	260	138*	127	<b>113</b>
Number of Assistant Researchers (Non-Consolidated) (persons)	アシスタント研究員(個別)(人)	80	78	56	67	71	70	66	44*	46	<b>42</b>

\* Decrease in accordance with changes in organization of Research and Development.

\* 技術開発体制変更に伴う減

## Personnel Data 人事データ

### Number of Employees (persons) 従業員数(人)



■ Consolidated 連結 ■ Non-Consolidated 個別

### Composition by Age and Sex (Non-Consolidated) 年代・男女別構成(個別)

As of March 31, 2016  
2016年3月31日現在

Age 年齢(才)	Male 男性(人)	Female 女性(人)	Total 合計(人)
~29	1,566 (23.8%)	216 (15.6%)	1,782 (22.4%)
30~39	665 (10.1%)	184 (13.2%)	849 (10.6%)
40~49	1,700 (25.8%)	618 (44.5%)	2,318 (29.1%)
50~59	1,625 (24.7%)	323 (23.3%)	1,948 (24.4%)
60~	1,028 (15.6%)	48 (3.5%)	1,076 (13.5%)
Total 合計	6,584 (100.0%)	1,389 (100.0%)	7,973 (100.0%)
	<82.6%>	<17.4%>	<100.0%>



As of March 31	3月31日時点	2007	2008	2009	2010	2011	2012	2013	2014	2015	2016
<b>Consolidated</b> Number of Employees	<b>連結</b> 従業員数(人)	16,451	15,900	15,510	15,539	16,134	16,528	16,832	17,076	16,835	<b>16,998</b>
<b>Non-Consolidated</b> Number of Employees	<b>個別</b> 従業員数(人)	7,968	7,714	7,579	7,540	7,700	7,774	7,926	8,002	7,979	<b>7,973</b>

"Employees" refers to full-time staff and does not include part-time workers.  
従業員数は常勤の就業人員数を記載しており、出向者および臨時従業員を含みません。