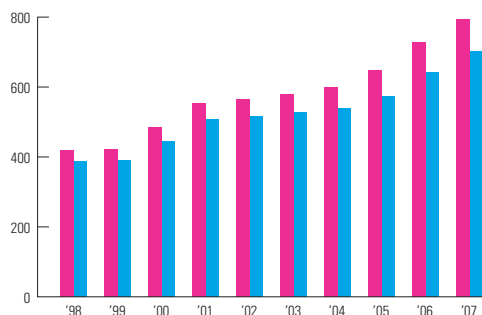


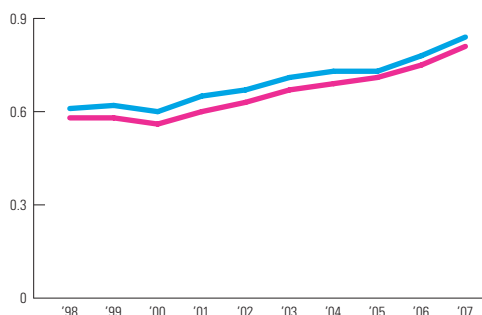
Total Assets (¥ billion) 総資産(十億円)  
 Consolidated 連結 (Pink)  
 Nonconsolidated 単体 (Blue)



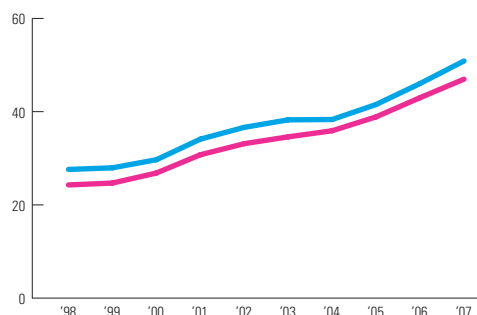
Shareholders' Equity (¥ billion) 自己資本(十億円)



Total Assets Turnover (times) 総資産回転率(回)



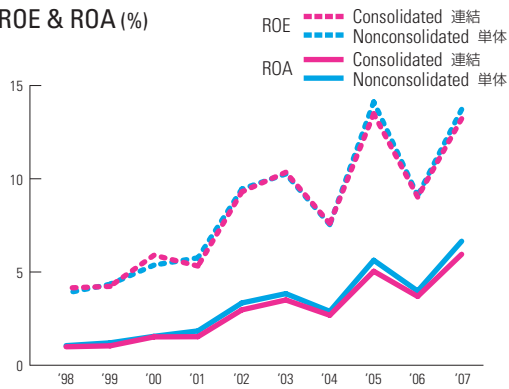
Equity Ratio (%) 自己資本比率(%)



At March 31	各3月31日時点	1998	1999
<b>CONSOLIDATED</b> 連結			
Total Assets (¥ million)	総資産(百万円)	1,720,683	1,707,446
ROA (Return on Assets) (%)	ROA(総資産利益率)(%)	0.99	1.04
Shareholders' Equity (¥ million)	自己資本(百万円)	417,755	421,443
ROE (Return on Equity) (%)	ROE(株主資本利益率)(%)	4.14	4.23
Interest-bearing Debt (¥ million)	有利子負債残高(百万円)	911,000	911,901
Net Interest-bearing Debt (¥ million)	ネット有利子負債残高(百万円)	893,105	894,974
Fund-raising Expenses (¥ million)	金融費用(百万円)	26,214	22,393
Total Assets Turnover (times)	総資産回転率(回)	0.58	0.58
Equity Ratio (%)	自己資本比率(%)	24.28	24.68
Current Ratio (%)	流動比率(%)	68.47	82.53
D/E (Debt-equity) Ratio (times)	D/E レシオ(倍)	2.18	2.16
Interest Coverage Ratio (times)	インタレスト・カバレッジ・レシオ(倍)	2.98	3.29
Interest Payment Ratio (%)	負債利率(%)	2.78	2.46
<b>NONCONSOLIDATED</b> 単体			
Total Assets (¥ million)	総資産(百万円)	1,407,889	1,399,820
ROA (Return on Assets) (%)	ROA(総資産利益率)(%)	1.05	1.20
Shareholders' Equity (¥ million)	自己資本(百万円)	388,512	391,295
ROE (Return on Equity) (%)	ROE(株主資本利益率)(%)	3.87	4.34
Interest-bearing Debt (¥ million)	有利子負債残高(百万円)	707,692	708,245
Net Interest-bearing Debt (¥ million)	ネット有利子負債残高(百万円)	699,860	700,432
Fund-raising Expenses (¥ million)	金融費用(百万円)	21,790	18,613
Total Assets Turnover (times)	総資産回転率(回)	0.61	0.62
Equity Ratio (%)	自己資本比率(%)	27.60	27.95
Current Ratio (%)	流動比率(%)	78.03	99.88
D/E (Debt-equity) Ratio (times)	D/E レシオ(倍)	1.82	1.81
Interest Coverage Ratio (times)	インタレスト・カバレッジ・レシオ(倍)	2.89	3.18
Interest Payment Ratio (%)	負債利率(%)	2.95	2.60

● Net Interest-bearing Debt = Interest-bearing Debt - Cash and Bank Deposits ネット有利子負債残高=有利子負債-現金及び預金  
 ● Financial Expenses = Interest Expenses + Bond Interest Expenses + Bond Issue Cost Amortization 金融費用=支払利息+社債利息+社債発行費償却  
 ● Total Assets Turnover = Net Sales / Total Assets (average) 総資産回転率=売上高÷総資産(期中平均)  
 ● Equity Ratio = Shareholders' Equity (year-end) / Total Assets (year-end) x 100 自己資本比率=自己資本(期末)÷総資産(期末)×100

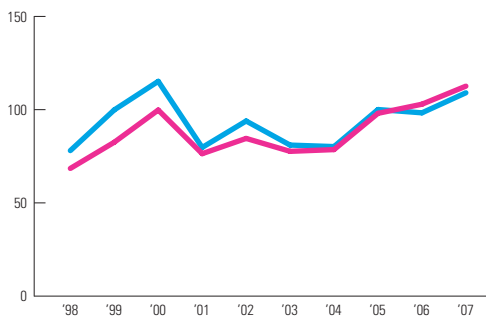
### ROE & ROA (%)



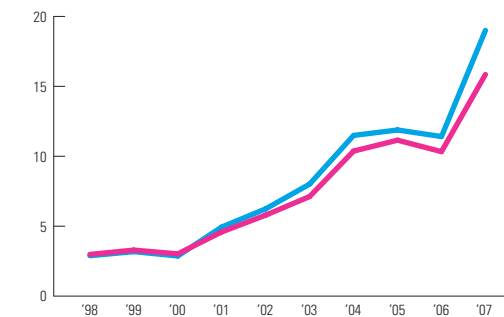
### Interest-bearing Debt (¥ billion) 有利子負債残高 (十億円)



### Current Ratio (%) 流動比率 (%)



### Interest Coverage Ratio (times) インタレスト・カバレッジ・レシオ (倍)



	2000	2001	2002	2003	2004	2005	2006	2007
1,805,086	1,797,669	1,702,712	1,676,064	1,666,828	1,668,734	1,693,898	<b>1,692,635</b>	
1.52	1.53	2.97	3.50	2.68	5.04	3.69	<b>5.95</b>	
484,239	552,790	564,077	579,706	598,453	648,766	728,231	<b>795,101</b>	
5.90	5.32	9.30	10.35	7.60	13.48	9.02	<b>13.22</b>	
957,085	870,347	775,894	731,301	682,744	624,105	559,911	<b>525,467</b>	
899,159	848,838	752,854	695,629	634,139	570,859	510,890	<b>482,851</b>	
23,366	22,866	19,274	17,472	14,822	13,134	11,014	<b>10,369</b>	
0.56	0.60	0.63	0.67	0.69	0.71	0.75	<b>0.81</b>	
26.83	30.75	33.13	34.59	35.90	38.88	42.99	<b>46.97</b>	
99.80	76.38	84.57	77.64	78.57	98.02	102.91	<b>112.60</b>	
1.98	1.57	1.38	1.26	1.14	0.96	0.77	<b>0.66</b>	
3.02	4.59	5.79	7.12	10.37	11.15	10.33	<b>15.85</b>	
2.50	2.50	2.34	2.32	2.10	2.01	1.86	<b>1.91</b>	
1,493,699	1,490,157	1,411,444	1,381,359	1,410,023	1,382,265	1,396,728	<b>1,382,259</b>	
1.55	1.84	3.34	3.84	2.89	5.63	3.98	<b>6.65</b>	
443,363	508,185	517,070	528,264	540,217	574,059	642,953	<b>703,173</b>	
5.37	5.76	9.45	10.26	7.54	14.12	9.09	<b>13.72</b>	
761,946	685,525	605,616	560,047	553,238	501,407	444,208	<b>414,275</b>	
714,956	679,406	598,577	545,146	517,119	461,579	379,490	<b>391,134</b>	
18,552	17,813	15,130	12,784	11,288	10,349	8,230	<b>7,403</b>	
0.60	0.65	0.67	0.71	0.73	0.73	0.78	<b>0.84</b>	
29.68	34.10	36.63	38.24	38.31	41.53	46.03	<b>50.87</b>	
115.19	79.72	93.91	81.00	80.20	100.07	98.29	<b>109.05</b>	
1.72	1.35	1.17	1.06	1.02	0.87	0.69	<b>0.59</b>	
2.87	4.94	6.24	8.01	11.49	11.88	11.41	<b>19.00</b>	
2.49	2.45	2.34	2.18	1.98	1.92	1.74	<b>1.72</b>	

● Current Ratio = Current Assets (year-end) / Current Liabilities (year-end) x 100 流動比率=流動資産(期末)÷流動負債(期末)×100  
 ● Debt-equity Ratio = Interest-bearing Debt (year-end) / Shareholders' Equity (year-end) デット・エクイティ・レシオ=有利子負債(期末)÷自己資本(期末)  
 ● Interest Coverage Ratio = (Operating Income + Interest Income + Dividend Income) / Financial Expenses インタレスト・カバレッジ・レシオ=(営業利益+受取利息+受取配当金)÷金融費用  
 ● Interest Payment Ratio = (Interest Expenses + Bond Interest Expenses) / Interest-bearing Debt (average) x 100 負債利率=(支払利息+社債利息)÷有利子負債(期中平均)×100