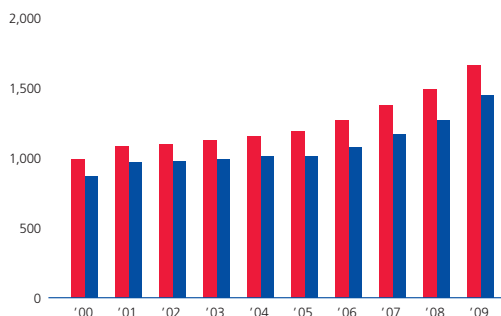


FINANCIAL DATA <PROFITABILITY AND GROWTH>

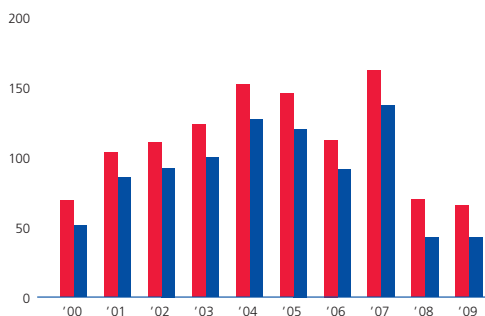
財務データ<収益性/成長性>

Net Sales (¥ billion) 売上高 (十億円)

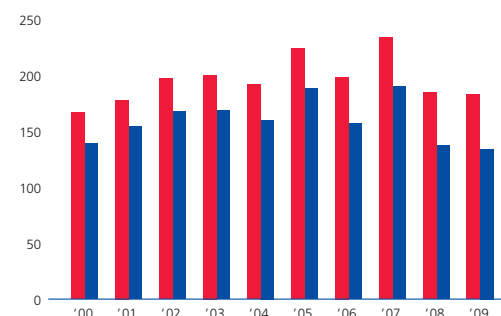


■ Consolidated 連結 ■ Non-consolidated 個別

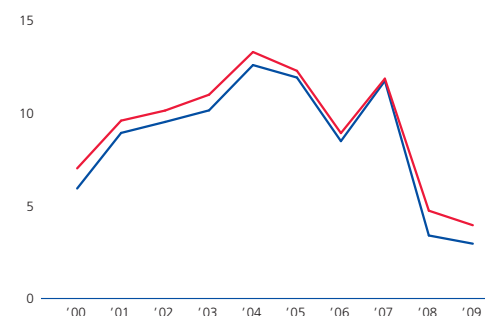
Operating Income (¥ billion) 営業利益 (十億円)



Operating Cash Flow (¥ billion) 営業キャッシュ・フロー (十億円)



Operating Income Margin (%) 営業利益率 (%)



For the years ended March 31

3月31日に終了した1年間

2000

2001

Consolidated

連結

Net Sales (¥ million)	売上高 (百万円)	992,255	1,086,770
Operating Income (¥ million)	営業利益 (百万円)	69,233	103,659
Ordinary Income (¥ million)	経常利益 (百万円)	43,720	66,875
Net Income (¥ million)	当期純利益 (百万円)	26,698	27,595
Operating Income Margin (%)	営業利益率 (%)	6.98	9.54
Ordinary Income Margin (%)	経常利益率 (%)	4.41	6.15
Return on Sales (%)	当期純利益率 (%)	2.69	2.54
Operating Cash Flow (¥ million)	営業キャッシュ・フロー (百万円)	167,004	177,969
Free Cash Flow (¥ million)	フリーキャッシュ・フロー (百万円)	42,029	66,572

Non-consolidated

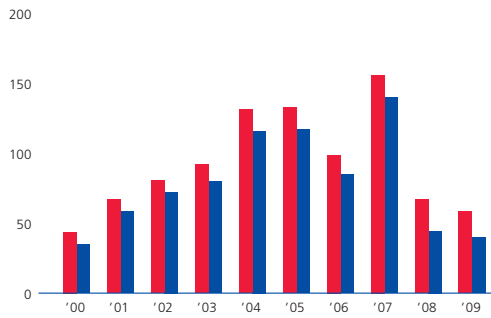
個別

Net Sales (¥ million)	売上高 (百万円)	869,939	965,619
Operating Income (¥ million)	営業利益 (百万円)	51,296	85,790
Ordinary Income (¥ million)	経常利益 (百万円)	34,929	58,542
Net Income (¥ million)	当期純利益 (百万円)	22,395	27,400
Operating Income Margin (%)	営業利益率 (%)	5.90	8.88
Ordinary Income Margin (%)	経常利益率 (%)	4.02	6.06
Return on Sales (%)	当期純利益率 (%)	2.57	2.84
Operating Cash Flow (¥ million)	営業キャッシュ・フロー (百万円)	139,150	154,524
Free Cash Flow (¥ million)	フリーキャッシュ・フロー (百万円)	26,059	53,839

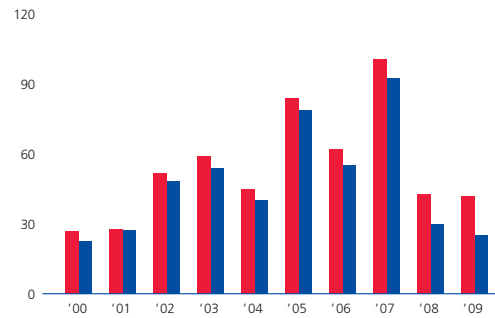
Operating Cash Flow = Net Income + Amortization of Long-term Prepaid Expenses + Depreciation
Free Cash Flow = Net Income + Amortization of Long-term Prepaid Expenses + Depreciation - Capital Expenditures

営業キャッシュ・フロー = 当期純利益 + 長期前払費用償却費 + 減価償却費
フリーキャッシュ・フロー = 当期純利益 + 長期前払費用償却費 + 減価償却費 - 設備投資額

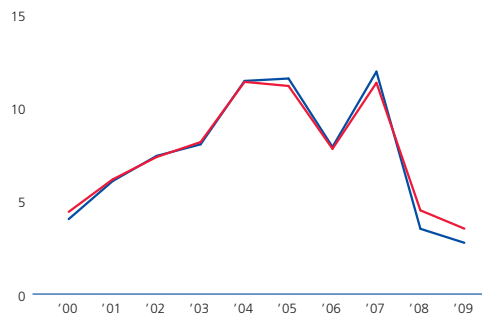
Ordinary Income (¥ billion) 経常利益 (十億円)



Net Income (¥ billion) 当期純利益 (十億円)



Ordinary Income Margin (%) 経常利益率 (%)



Return on Sales (%) 当期純利益率 (%)



2002	2003	2004	2005	2006	2007	2008	2009
1,097,589	1,127,633	1,151,824	1,190,783	1,266,501	1,376,958	1,487,496	1,660,162
110,607	123,294	152,287	145,349	112,345	162,315	70,048	65,204
80,626	91,955	131,093	132,856	98,689	156,039	66,832	58,337
51,911	59,201	44,787	84,047	62,114	100,699	42,487	41,708
10.08	10.93	13.22	12.21	8.87	11.79	4.71	3.93
7.35	8.15	11.38	11.16	7.79	11.33	4.49	3.51
4.73	5.25	3.89	7.06	4.90	7.31	2.86	2.51
197,475	200,228	191,682	224,318	198,490	233,841	184,908	182,791
92,178	88,240	84,241	116,789	79,057	109,285	46,902	36,862
974,566	992,236	1,013,754	1,013,993	1,078,109	1,172,186	1,268,048	1,448,154
92,299	100,108	126,954	120,167	90,990	136,778	42,863	42,547
72,249	79,680	115,859	117,192	85,089	139,823	44,376	39,864
48,451	53,633	40,273	78,666	55,299	92,340	29,921	25,087
9.47	10.09	12.52	11.85	8.44	11.67	3.38	2.94
7.41	8.03	11.43	11.56	7.89	11.93	3.50	2.75
4.97	5.41	3.97	7.76	5.13	7.88	2.36	1.73
167,957	168,270	160,048	187,993	156,889	190,344	137,161	134,113
75,402	74,500	73,305	112,757	71,036	101,568	44,774	27,607