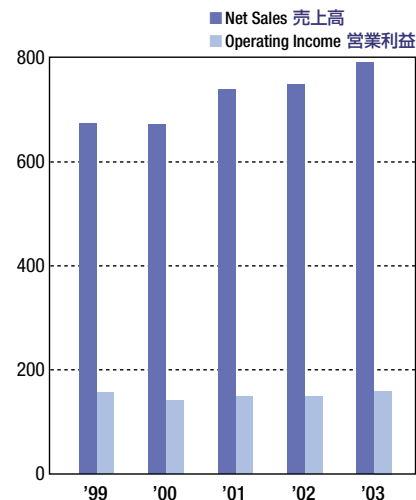


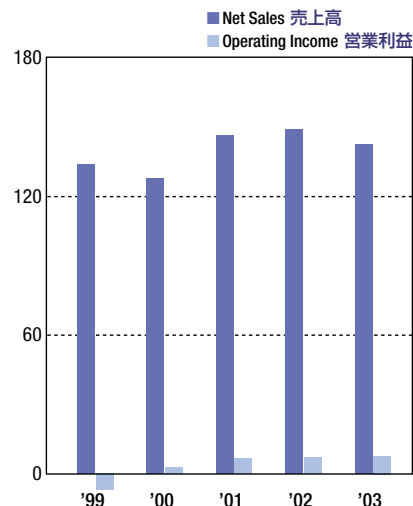
Gas ガス

(¥ billions/十億円)



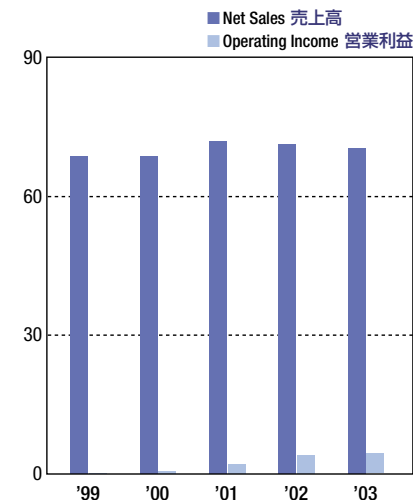
Gas Appliances ガス器具

(¥ billions/十億円)



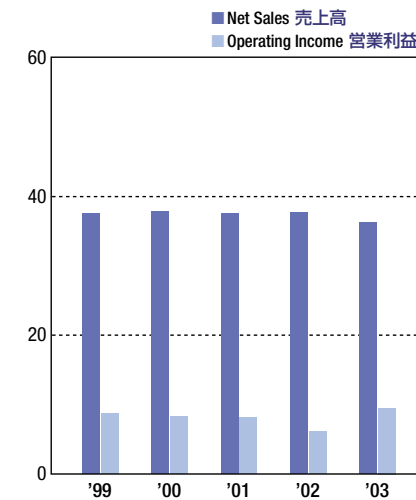
Related Construction 受注工事

(¥ billions/十億円)



Real Estate Rental 建物賃貸

(¥ billions/十億円)



Fiscal years ended March 31 3月31日に終了した1年間

1999

2000

2001

2002

(¥ millions/百万円)

2003

CONSOLIDATED 連結

Gas	Net Sales 売上高	674,996	672,069	740,731	750,438	792,453
ガス部門	Operating Income 営業利益	156,098	141,383	149,946	149,209	160,223
Gas Appliances	Net Sales 売上高	133,925	127,916	146,516	149,203	142,635
ガス器具部門	Operating Income 営業利益	△699	2,777	6,627	7,243	7,841
Related Construction	Net Sales 売上高	68,817	68,651	71,907	71,337	70,568
受注工事部門	Operating Income 営業利益	582	1,951	3,955	3,649	4,174
Real Estate Rental	Net Sales 売上高	37,616	37,841	37,601	37,551	36,346
建物賃貸部門	Operating Income 営業利益	8,789	8,254	8,085	6,091	7,623
Other	Net Sales 売上高	155,044	158,819	159,577	156,011	158,326
その他	Operating Income 営業利益	9,023	11,496	10,127	10,799	9,626
Total	Net Sales 売上高	1,070,400	1,065,299	1,156,333	1,164,541	1,200,330
合計	Operating Income 営業利益	173,794	165,864	178,742	176,992	189,489
Elimination or corporate	Net Sales 売上高	△72,633	△73,044	△69,563	△66,952	△72,696
消去又は全社	Operating Income 営業利益	△101,491	△96,630	△75,083	△66,384	△66,195